

2016

COMMUNITY HEALTH NEEDS ASSESSMENT



EXECUTIVE SUMMARY
Community Health Needs Assessment, 2016 Update

Purpose of the Community Health Needs Assessment

This 2016 Community Health Needs Assessment (CHNA) updates the CHNA completed in 2013 to meet the requirements of Section 9007 of the 2010 federal law, The Affordable Care Act (“ACA”). The ACA requires that any tax-exempt, IRS-designated 501(c) (3) hospital complete or update a publicly-available, comprehensive CHNA every three years in order to document the extent to which it understands the unique characteristics and needs of the local communities it serves, and responds to these needs by delivering meaningful and effective community benefit through clinical services and other programming.

Required Components

A CHNA report has five required components:

- 1) Definition of community served
- 2) A prioritized description of the significant health needs of the community
- 3) Transparency in the process and methods used to conduct the CHNA, including how it took into account input from the community served and prioritized community health needs
- 4) A description of the resources potentially available to address the identified significant prioritized community health needs
- 5) An evaluation of the impact of actions taken to address the significant health needs identified in the previous CHNA report (June 2013).

A CHNA report is considered complete when it is adopted by a governing body of the facility and made widely available to the public.

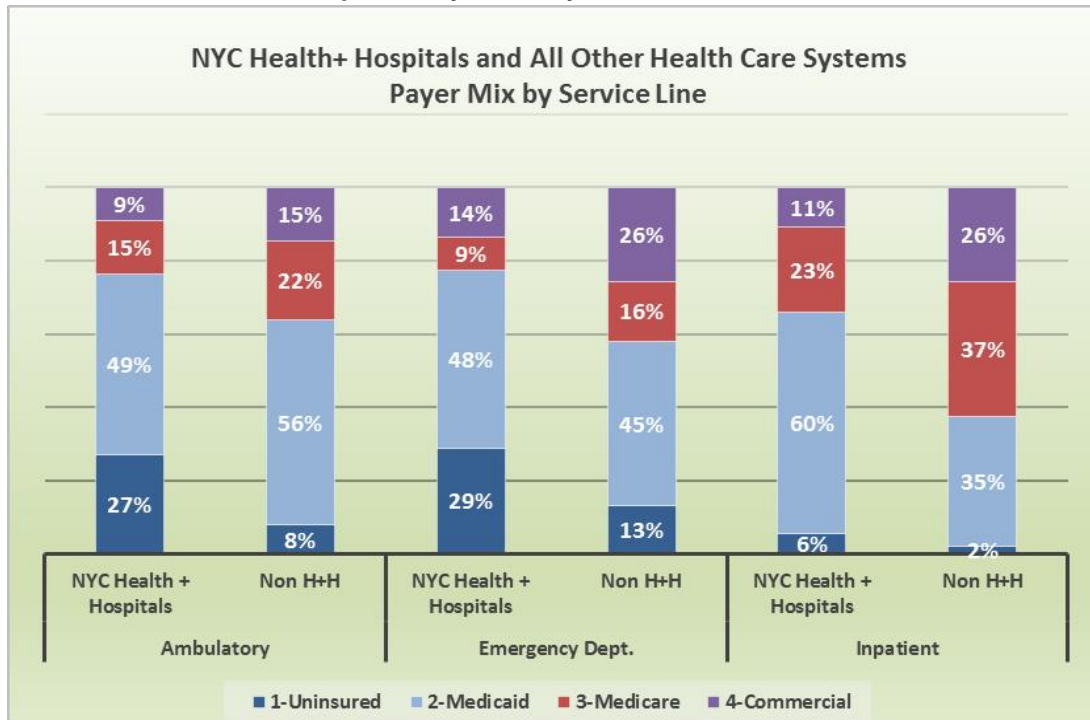
Community Served

NYC Health + Hospitals serve all New Yorkers in every neighborhood in New York City regardless of their ability to pay. Addressing disparity throughout New York City, NYC Health + Hospitals is *the* safety-net for the uninsured and underserved in New York City.

As a share of its total volume, NYC Health + Hospitals provides three times greater share of ambulatory care to the uninsured than other New York City hospitals (27% and 8%, respectively) and twice as many ED visits (29% and 13%, respectively). Medicaid

and uninsured patients together account for nearly twice as many hospital stays compared to other New York City hospitals (66% and 37%, respectively) (chart 1).

Chart 1: NYC Health + Hospitals Payer Mix by Service



Sources and notes: 2014 Hospital Institutional Cost Report, 2014 DTC Cost Report for HHC using internal data, and 2013 Health Center Cost Report for all other DTCs. Includes all NYC acute, general care hospitals and related wholly owned or controlled community health centers, including HHC DTCs. Discharges exclude normal newborns. ED visits include treat and release, and visits that result in admission. Clinic visits include comprehensive care and primary care visits only.

The service area of individual hospitals in the NYC Health + Hospitals System are identified in Appendix 1. A description of these communities, including demographic characteristics identifying vulnerable populations such as disabled and residency status; and health status such as chronic disease prevalence and the rate of potentially avoidable emergency health care use, is in Appendix 2.

Process and Methods

The process and methods was designed collaboratively by a work group of facility planning directors and other representatives.

The community served by each acute care facility is defined as the geographic area in which 75% of its ambulatory care patients reside. An initial list of over 40 health needs were identified based on a review of published literature and internal analyses that have been made publically available including the 2013 CHNA and the DSRIP Community Needs Assessment. Incorporating input from other facility representatives and pilot

tested with hospital users, this list was refined to 13 community health needs. Input from facility users (approximately 150 per facility were surveyed), Community Advisory Boards, facility leadership, and the prevalence of these health needs within the community were blended together to prioritize the health needs. The five highest priority community needs were considered *significant*.

Prioritized Significant Community Health Needs

All 13 identified community health needs were identified as important within the hospitals' communities according to community input. Those considered most significant and their priority order in accordance with regulatory requirements are indicated in blue in the table below. Hypertension/high blood pressure and diabetes are significant community health needs at all hospitals; obesity and heart disease are significant at the majority of hospitals (Chart 2).

Chart 2: Community Health Need by Hospital

| | Bellevue | Carter | Coney Island | Elmhurst | Harlem | Jacobi | Kings County | Lincoln | Metro-politan | NCB | Queens | Woodhull |
|---|----------|----------|--------------|----------|----------|---------|--------------|----------|---------------|---------|----------|----------|
| Hypertension/ High Blood Pressure | 1 | 1 (tie) | 4 | 2 | 1 | 1 | 2 | 1 | 2 | 2 (tie) | 2 | 1 |
| Diabetes | 5 | 1 (tie) | 1 | 1 | 2 (tie) | 3 | 1 | 3 | 1 | 2 (tie) | 1 | 3 (tie) |
| Obesity | 2 (tie) | 4 (tie) | 6 | 4 (tie) | 9 | 4 | 6 | 6 | 3 | 4 | 5 | 3 (tie) |
| Heart Disease, High Cholesterol, Stroke | 2 (tie) | 3 | 2 (tie) | 4 (tie) | 8 | 5 (tie) | 4 | 4 (tie) | 5 | 6 | 10 (tie) | 5 |
| Mental Illness | 4 | 6 (tie) | 8 (tie) | 4 (tie) | 6 | 5 (tie) | 3 | 10 (tie) | 9 | 5 | 3 (tie) | 6 |
| Alcohol and/or Drug Use | 6 | 9 | 10 | 7 | 5 | 9 | 7 (tie) | 2 | 7 | 9 | 6 (tie) | 2 |
| Asthma and Other Breathing Issues | 8 | 6 (tie) | 8 (tie) | 12 | 2 (tie) | 2 | 9 | 4 (tie) | 4 | 1 | 13 | 7 (tie) |
| Cancer | 7 | 10 | 2 (tie) | 3 | 11 | 8 | 5 | 9 | 8 | 7 | 8 (tie) | 11 |
| Smoking | 11 | 6 (tie) | 5 | 8 | 4 | 7 | 12 | 7 | 12 | 8 | 3 (tie) | 10 |
| Violence | 10 | 12 (tie) | 11 | 9 | 10 | 10 | 10 | 8 | 6 | 10 | 6 (tie) | 7 (tie) |
| HIV/AIDS, Hepatitis, STDs | 9 | 11 | 13 | 10 | 7 | 11 | 7 (tie) | 10 (tie) | 10 | 11 | 12 | 7 (tie) |
| Dementia | 12 | 4 (tie) | 7 | 11 | 12 (tie) | 12 | 13 | 12 | 11 | 12 | 10 (tie) | 12 (tie) |
| Premature Births, Low Birth Weight | 13 | 12 (tie) | 12 | 13 | 12 (tie) | 13 | 11 | 13 | 13 | 13 | 8 (tie) | 12 (tie) |

Comparison of 2013 and 2016 Significant Community Health Needs

Most of the significant community health needs identified in 2013 were again identified in 2016. In both 2013 and 2016, a large number of hospitals identified diabetes, hypertension/high blood pressure, heart disease, obesity, mental illness and asthma as a significant community health need.

HIV/AIDS and other infectious diseases were considered a significant community health need at five hospitals in 2013, but none considered it among their most significant in 2016. A decrease in importance is consistent with the continued progress in reducing HIV/AIDS diagnoses and deaths in NYC.

Other changes in health needs between 2013 and 2016 are partly attributable to changes in federal requirements regarding methodology (see Process and Methods).

Significant Community Health Needs Identified in 2016 and 2013

| | Significant Community Health Needs | |
|---|--|--|
| | Number of Hospitals Identified in 2016 | Number of Hospitals Identified in 2013 |
| Diabetes | 12 | 12 |
| Hypertension / High Blood Pressure | 12 | 10 |
| Heart Disease, High Cholesterol, Stroke | 9 | 10 |
| Obesity | 8 | 8 |
| Mental illness | 6 | 10 |
| Asthma and other Breathing Issues | 5 | 5 |
| Alcohol and/or Drug Use | 3 | 9 |
| Cancer | 3 | 6 |
| Smoking | 3 | 1 |
| Dementia | 1 | 1 |
| HIV/AIDS, Hepatitis, STDs | 0 | 5 |
| Violence | 0 | 2 |
| Premature Births, Low Birth Weight | 0 | 1 |

Resources Potentially Available

Appendix 4 is a listing of health and social service organizations available to members of low-income, medically underserved, and other minority populations in the neighborhoods included in the primary service area of NYC Health + Hospitals, by borough and sorted by neighborhood. These populations may experience health disparity or are at risk of not receiving medical care as a result of being uninsured or underinsured or due to geographic, language, financial, immigration status, or other barriers. Organization services provided are arranged accordingly into the following categories: Dental, Vision, Adult Day Health, Health center, Insurance enrollment, Home Health, Hospital, Nursing Home, Prescription Drug, Immigration Support, Mental Health-Inpatient, Mental Health-Ambulatory, Substance Use, Social Services, Financial Assistance, and Wellness/Prevention.

Evaluation of 2013 Implementation Plan

NYC Health + Hospitals evaluated each hospital's 2013 Implementation Plan and the impact of specific interventions that addressed identified health care needs (Appendix 3). Included in the evaluation is a list of the significant health needs identified in 2013, a description of the planned activities that addressed each of the health needs, an indication whether the planned activity was implemented, the target population and goal of the activity, and the impact or outcome of the activity.

2016 Implementation Strategy

The 2016 CHNA Implementation Strategy due in November 2016 will be designed to address the prioritized significant community health needs identified in the 2016 CHNA and must be adopted by the hospital's governing body.

PROCESS AND METHODS

Community Served

Each hospital's primary and secondary service area is defined as the zip codes that comprise the residence of 50%, 75% of its ambulatory patients, respectively.

Community Input

Community input was obtained using three different strategies:

1) Community Advisory Board

Community Advisory Boards (CAB) are the formal and direct links between each NYC Health + Hospitals facility and its patients and local advocates. The CAB members, consisting of residents, patients and community workers, represent the views of the community in the health care facility's decision making-process to ensure access to the best possible medical care in their communities. The CAB members provide vital insight on the development of facility plans and programs, as well as keep the community informed of NYC Health + Hospitals' goals and objectives. All hospitals in the NYC Health + Hospitals system have a CAB which meets on a regular basis.

The CHNA report and process was presented to each CAB individually. A survey was administered anonymously and confidentially to each CAB member which asked them to indicate the relative importance of each of the 13 identified community health needs in their community (see survey instrument in appendix 6). These responses were coded for inclusion in the prioritization matrix. CAB members were also asked to provide additional input beyond the survey question.

2) Facility Users

NYC Health + Hospitals engaged approximately 150 adult facility users from each hospital throughout the main facility and within community-based clinic sites. These individuals completed a survey anonymously and confidentially with questions focused on demographics, health insurance status, language preferences, health concerns, primary and preventive health care utilization, barriers in obtaining ambulatory care and reasons for use of emergency care. Respondents were also asked to indicate the relative importance of each of the 13 identified community health needs in their community. These responses were coded for inclusion in the prioritization matrix.

Surveys were self-administered or administered by facility staff. The surveys were translated into NYC Health + Hospitals' top 7 languages: Bengali, Chinese (simplified),

Haitian-Creole, French, Polish, Russian and Spanish. Participants received a two-trip Metrocard valued at \$5.50 for completing the survey (see survey instrument in Appendix 5).

3) Additional Community Engagement

NYC Health + Hospitals completed a community needs assessment in December 2014 as a requirement to participate in the Delivery System Reform Incentive Payment (DSRIP) program, a statewide initiative that focuses on improving health care delivery promoting community-level collaborations to ensure that Medicaid and uninsured populations receive culturally competent, highly integrated, well-coordinated, and easily accessible health services. As part of this needs assessment, the system collaborated with government agencies, numerous community organizations, engaged experts in the community and conducted focus groups with vulnerable populations. Key informant interviews were conducted with community experts having population-specific expertise, including particular immigrant groups, older adults, children and adolescents or expertise in specific issues, including supportive housing, care coordination, corrections, and homelessness (conducted as part of the NYC Health + Hospitals DSRIP Community Needs Assessment). Focus groups were conducted with community members recruited by community organizations which included targeted vulnerable groups such as older adults, local immigrant groups, LGBTQ and individuals with disabilities.

Additional Resources

4) Facility Leadership

Hospital leadership were engaged to support the initial identification of potential community health needs, and refine the list to 13 needs which were used in hospital user and CAB member surveys. In addition, a survey was administered to hospital leaders which asked them to indicate the relative importance of each of the 13 identified community health needs in their service area (see survey instrument in Appendix 6). Finally, hospital leaders were asked to review the list of significant health needs identified by the CHNA process.

5) Publically available community health, socio-demographic, economic data

The CHNA work group reviewed all publically available data and supplemented with review of public health literature prepared by New York City of Department of Health and Mental Hygiene (including Take Care New York 2020); New York State Department of Health (including NYS Prevention Agenda 2013-2018); federal agencies, Centers for

Disease Control and Prevention and Healthy People 2020. Sources of Data and Brief Description include:

- American Academy of Family Physicians UDS Mapper
 - UDS Mapper provides ZIP code-level age-adjusted mortality estimates and prevalence estimates on health care access and chronic condition. Can be accessed at: <http://www.udsmapper.org/>.
- Emory University Rollins School of Public Health AIDS Vu
 - AIDS Vu provides ZIP code-level incidence and prevalence data on HIV/AIDS as of 2012. Can be accessed at: <http://aidsvu.org/>.
- New York State Department of Health Cancer Registry
 - The NYS Cancer Registry provides ZIP code-level age-adjusted estimates on incidence of the top malignant cancers (colorectal, female breast, lung and bronchus and prostate) as of 2008-2012. Can be accessed at: <https://www.health.ny.gov/statistics/cancer/registry/zipcode/index.htm>.
- New York State Department of Health DSRIP Performance data
 - The New York State Department of Health provides key statistics on the health care utilization and health status of Medicaid beneficiaries in calendar year 2012. Can be accessed at: https://www.health.ny.gov/health_care/medicaid/redesign/dsrip/performance_data/.
- New York State Department of Health Vital Statistics
 - NYS Vital Statistics provides ZIP-code level key perinatal statistics including access to prenatal care and birth outcomes as of 2011-2013. Can be accessed at: <http://www.health.ny.gov/statistics/chac/perinatal/county/2011-2013/>.
- New York Department of Health and Mental Hygiene (DOHMH) Community Health Survey (CHS)
 - CHS is a telephone survey conducted annually by DOHMH and provides data on the health of New Yorkers, including prevalence estimates on a broad range of chronic condition, health care utilization and other behavioral risk factors. 2010 through 2014 data are used in this report. Can be accessed at: <https://a816-healthpsi.nyc.gov/epiquery/CHS/CHSXIndex.html>.
- New York Department of Health and Mental Hygiene Vital Statistics
 - DOHMH vital statistics data provides 2013 age-adjusted mortality data by cause and by neighborhood. Can be accessed at <https://a816-healthpsi.nyc.gov/epiquery/VS/index.html>.
- United States Census American Community Survey (ACS) 5-year estimates

- ACS provides ZIP code-level demographic, economic, social and housing data as of 2008-2012, and 2010-2014. Can be accessed at: <http://factfinder.census.gov/faces/nav/jsf/pages/index.xhtml>.

Process and Criteria to Identify Health Needs

A work group composed of central office corporate planning staff, facility planning directors and other facility representatives from all hospitals in the NYC Health + Hospitals system was formed in April 2015 and met monthly to coordinate and conduct the CHNA process. To identify community health needs, the work group reviewed documentation from city, state and federal public health resources, including but not limited to Take Care New York 2020, New York State Prevention Agenda 2013-2018 and Healthy People 2020. The work group also reviewed facility 2013 CHNA and NYC Health + Hospitals DSRIP Community Needs Assessment reports. From this literature review, a list of over 40 potential community health needs were identified. To refine the list, the work group solicited input from other facility representatives and pilot tested the list with hospital users using a survey. The result of this process identified 13 community health needs as indicated below (note: this is not in priority order):

1. Heart disease, high cholesterol, stroke
2. Cancer
3. Diabetes
4. Asthma and other breathing issues
5. Hypertension/ high blood pressure
6. Violence
7. Mental illness and psychiatric disorders
8. Dementia including Alzheimer's
9. Obesity
10. Premature births, low birth weight
11. HIV, Hepatitis, STDs
12. Alcohol and/or drug use
13. Smoking

Prioritization of Community Health Needs

Hospitals developed their facility specific community health needs prioritization by ranking the community needs as determined by facility users, CAB members, hospital leaders, and the prevalence of the conditions within their respective communities – independently - to create an overall blended rank score of each community health need.

Facility users, CAB members, and hospital leaders completed a survey which asked them to rate each of the community health needs using the criteria: “Very Serious” = 3; “Somewhat Serious” = 2; “Not Serious” = 1. The option, “Don’t Know/Not Applicable” was also provided and were excluded for that health need score.

Condition prevalence within the hospital service area was also a considered in prioritizing the community health needs. A ‘z’ score, which represents the distance/variance between the raw score (service area average) and the population mean (citywide average) in units of the standard deviation was calculated for each condition prevalence. A positive number suggests that service area experiences more prevalence in the area than the rest of the city, while a negative number suggest that there is less prevalence in the area relative to other NYC neighborhoods.

Each of the community health needs were assigned a rank from 1 to 13 by each of the three groups – hospital users, CAB members, and hospital leaders – based on their survey results. Community health needs were also assigned a rank from 1 to 13 based on their prevalence, using ‘z’ scores. Finally, each of the four ranks (Users, CAB members, hospital leaders, and prevalence) were added together and health issues were re-ranked based on their overall score.

Community health needs that were considered *significant* were ranked among the top five of identified needs. The final list, including the identified significant community health needs, were reviewed by hospital leadership.

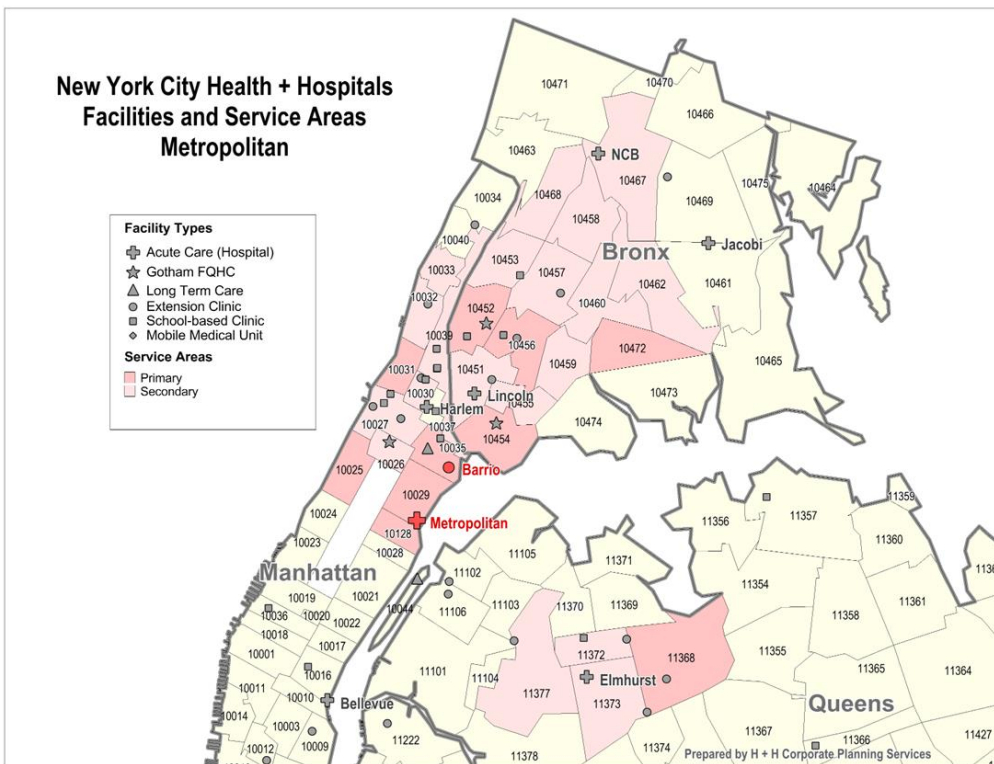
APPROVAL

The Community Health Needs Assessment, 2016 Update, was adopted by the Board of Directors of NYC Health + Hospitals on June 30, 2016.

Written comments may be submitted via email to: chna@nychhc.org

Appendix 1: Description of NYC Health + Hospitals / Metropolitan and Community Served

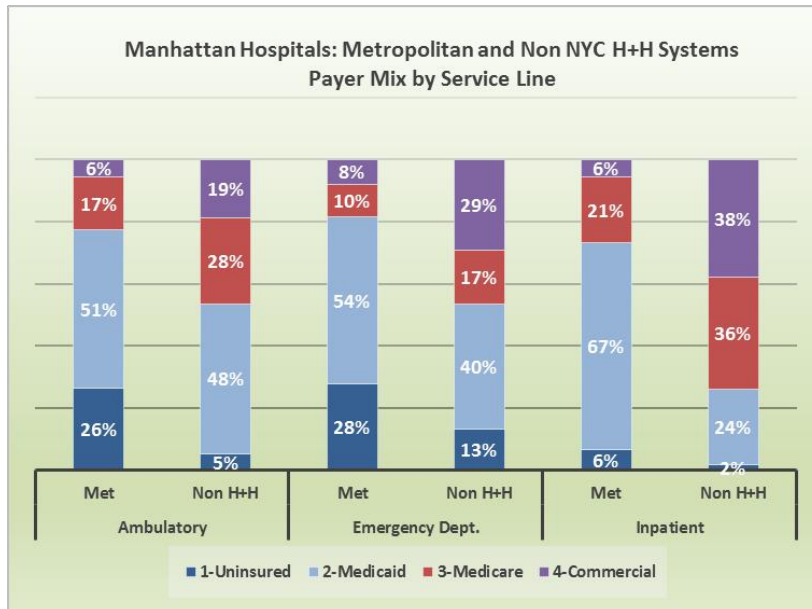
Located in Manhattan’s East Harlem at 1901 First Avenue in Zip code 10029, NYC Health + Hospitals / Metropolitan’s service area includes the neighborhoods: Central Harlem/Morningside Heights, Crotona/Tremont, East Harlem, Fordham/Bronx Park, Highbridge/Morrisania, Hunts Point/Mott Haven, Pelham/Throgs Neck, Upper East Side, Upper West Side, Washington Heights/Inwood, and West Queens.¹ The map below shows the primary service area in red and the secondary service area in light red. Other NYC Health + Hospitals sites are identified in gray. The NYC Health + Hospitals / Metropolitan service area encompasses many neighborhoods that the federal Health Resources and Services Administration (HRSA) has identified as being medically underserved and/or or having a shortage of health providers (HPSA).² NYC Health + Hospitals / Metropolitan is specifically located in special population (Medicaid) Dental, Mental Health, Primary Care HPSAs and the East Harlem medically underserved population.



¹ Primary and Secondary Service area is defined as the Zip codes that comprise the residence of 50% and 75% of its ambulatory patients, respectively. Metropolitan Hospital’s primary and secondary service areas includes zip codes: 10025, 10026, 10027, 10029, 10030, 10031, 10032, 10033, 10035, 10039, 10128, 10451, 10452, 10453, 10454, 10455, 10456, 10457, 10458, 10459, 10460, 10462, 10467, 10468, 10472, 11368, 11372, 11373, and 11377.

² A Medically Underserved Area /Population (MUA/P) designation applies to a neighborhood or collection of census tracts based on four factors: the ratio of primary medical care physicians per 1,000 population, infant mortality rate, percentage of the population with incomes below the poverty level, and percentage of the population age 65 or over. A Healthcare Provider Shortage Area (HPSA) is a collection of census tracts that has been designated as having a shortage of health professionals. There are three categories of HPSAs: primary care (shortage of primary care clinicians), dental (shortage of oral health professionals), and mental health (shortage of mental health professionals).

NYC Health + Hospitals / Metropolitan provides a disproportionate share of the borough's low income and uninsured population. In 2014, 26% of its ambulatory visits, and 28% of its ED visits were uninsured compared to 5% and 13% at Voluntary hospitals in Manhattan. In addition, 73% of its inpatient discharges were either uninsured or enrolled in Medicaid, compared to 26% at Manhattan Voluntary hospitals.



Sources and Notes: 2014 Hospital Institutional Cost Report, 2014 DTC Cost Report for HHC using internal data, and 2013 Health Center Cost Report for all other DTCs. Includes all NYC acute, general care hospitals and related wholly owned or controlled community health centers, including HHC DTCs. Discharges exclude normal newborns. ED visits include treat and release, and visits that result in admission. Clinic visits include comprehensive care and primary care visits only.

Facility Size and Patient Volume

With 70,380 patients and 420,250 encounters (FY 2015), NYC Health + Hospitals / Metropolitan is a full service hospital with 338 certified beds including 122 Psychiatric beds. In FY 2015, it had more than 12,000 discharges including nearly 900 newborn deliveries, 70,000 Emergency Department visits, and 338,000 ambulatory visits.

Inpatient Services

| | Certified Beds | Discharges |
|-------------------------|----------------|---------------|
| General Care | 177 | 7,946 |
| Newborn | 0 | 853 |
| Psychiatric | 122 | 2,440 |
| Detox | 19 | 973 |
| Physical Rehabilitation | 20 | 240 |
| Total | 338 | 12,452 |

Source: Internal financial data, FY 2015. Beds are current as of 2/2016.

Emergency Department Services

| | Visits |
|----------------------------|---------------|
| General | 62,446 |
| Psychiatric, includes CPEP | 7,251 |
| Total visits | 69,697 |

Source: Internal financial data, FY 2015. Includes visits that result in admissions.

Ambulatory Services

| Site | Primary Care | Dental | Specialty Care | Mental Health | Chemical Dependency | Total |
|---|---------------|---------------|----------------|---------------|---------------------|----------------|
| Metropolitan | 89,754 | 14,243 | 139,591 | 43,687 | 44,121 | 331,396 |
| La Clinica Del Barrio | 5,629 | - | 1,130 | - | - | 6,759 |
| Total Metropolitan Hospital Center | 95,383 | 14,243 | 140,721 | 43,687 | 44,121 | 338,155 |

Primary Care includes adult and pediatric primary care and women's health services. Specialty includes adult and pediatric specialties, surgeries, ophthalmology, ancillaries and occupational health. Source: internal financial data, FY 2015.

Patient Demographics

Fifty-four percent (54%) of NYC Health + Hospitals / Metropolitan patients are female and 46% are male. Among total patients, 14% are under age 21; 33% are ages 21-44; 38% are ages 45-64; and 14% are aged 65 and older. System wide, fifty-seven percent (57%) of patients are female and 43% are male. 19% are under age 21; 31% are ages 21-44; 34% are ages 45-64; and 15% are aged 65 and older.

Patient Encounters by Age

| Age Group | % |
|--------------|-------------|
| 0-4 | 5% |
| 5-10 | 4% |
| 11-14 | 2% |
| 15-18 | 2% |
| 19-20 | 1% |
| 21-44 | 33% |
| 45-54 | 20% |
| 55-64 | 18% |
| 65-74 | 9% |
| 75-84 | 4% |
| 85+ | 1% |
| Total | 100% |

Source: Internal financial data, FY2015

The hospital is racially diverse, with 62% of patients identifying as Hispanic or Latino; 21% as Black Non-Hispanic; 7% as Multi-Race/Other; 5% as White Non-Hispanic; and 3% of patients declining identification. System wide, 40% of patients identified as Hispanic or Latino; 34% as Black Non-Hispanic; 8% as White Non-Hispanic; 7% as Multi-Race/Other; 6% as Asian or Other Pacific Islander; and 5% of patients declining identification.

Patient Encounters by Race/ Ethnicity

| Race/ Ethnicity | % |
|---------------------------|----------|
| Hispanic or Latino | 61.8% |
| Black Non-Hispanic | 21.1% |
| Multi Race/Other | 6.9% |
| White Non-Hispanic | 5.1% |
| Patient Decline | 3.3% |
| Asian/ Pacific Islander | 1.6% |
| American Indian or Native | 0.1% |
| Total | 100% |

Source: Internal financial data, FY2015

Appendix 2: Demographic and Population Health Statistics by Neighborhood

Table of Contents

| | |
|---|----|
| Table 1. Key Demographic Factors..... | 18 |
| Table 2. Disability by Numbers of Disability and Type | 19 |
| Table 3. Potentially Preventable ED Visits (PPV)..... | 20 |
| Table 4. Medicaid Beneficiaries with a Respiratory Clinical Risk Grouping Condition | 21 |
| Table 5. Medicaid Beneficiaries with a Cardiovascular Clinical Risk Grouping Condition..... | 22 |
| Table 6. Medicaid Beneficiaries with a Congestive Heart Failure Condition Diagnosis | 23 |
| Table 7. Medicaid Beneficiaries with a Diabetes Clinical Risk Grouping Condition | 24 |
| Table 8. Medicaid Beneficiaries with a Mental Health Clinical Risk Grouping Condition..... | 25 |
| Table 9. Medicaid Beneficiaries with a Substance Use Clinical Risk Grouping Condition | 26 |
| Table 10. Medicaid Beneficiaries with a HIV/AIDS Condition Diagnosis | 27 |
| Table 11. Maternal and Child Health Indicators | 28 |

Table 1. Key Demographic Factors

| | | % Population below 100% Federal Poverty Level | % Population Non-US Citizen | % Population ≥ 25 years with Less than HS Education | % Population Speaking English "Less than Well" | Average Jail Rate (Per 100,000) | % Population Living with a Disability |
|--------------------------|--------------------------------|--|--------------------------------------|--|---|--|--|
| NYS | | 14.9% | 10.5% | 15.1% | 13.4% | 382 | 10.7% |
| NYC | | 19.8% | 17.7% | 20.5% | 23.2% | 868 | 10.3% |
| UHF Neighborhoods | | | | | | | |
| Bronx | Hunts Point/Mott Haven | 43.1% | 19.2% | 44.4% | 36.3% | 2,219 | 17.3% |
| Bronx | Crotona/Tremont | 39.3% | 23.8% | 38.7% | 32.2% | 1,903 | 14.6% |
| Bronx | Highbridge/Morrisania | 38.3% | 22.4% | 39.1% | 32.8% | 2,107 | 15.4% |
| Kings | East New York | 32.8% | 16.0% | 27.0% | 14.0% | 1,907 | 8.9% |
| Kings | Williamsburg/Bushwick | 32.5% | 19.9% | 37.2% | 32.2% | 1,793 | 10.5% |
| New York | East Harlem | 31.8% | 16.4% | 32.2% | 23.6% | 2,250 | 14.1% |
| Bronx | Fordham/Bronx Park | 31.3% | 23.0% | 31.3% | 28.2% | 1,320 | 13.4% |
| Kings | Greenpoint | 28.5% | 12.2% | 18.6% | 23.9% | 540 | 7.2% |
| Kings | Sunset Park | 28.4% | 34.3% | 45.7% | 51.8% | 482 | 8.1% |
| New York | Central Harlem/Morningside Hgt | 27.7% | 13.3% | 19.8% | 12.7% | 2,124 | 12.9% |
| Kings | Bedford/Stuy/Crown Heights | 27.1% | 13.7% | 20.0% | 7.0% | 2,129 | 10.6% |
| New York | Washington Hgts/Inwood | 25.8% | 26.0% | 30.9% | 37.9% | 1,135 | 11.9% |
| Kings | Borough Park | 25.2% | 20.1% | 24.4% | 37.5% | 225 | 9.4% |
| Bronx | Pelham/Throgs Neck | 21.8% | 14.3% | 26.2% | 21.3% | 911 | 11.1% |
| Richmond | Port Richmond | 21.6% | 12.7% | 16.6% | 14.1% | 1,302 | 9.4% |
| Queens | Rockaway | 21.4% | 11.3% | 21.4% | 14.1% | 1,277 | 12.7% |
| New York | Union Sq./Lower Eastside | 21.4% | 14.3% | 21.6% | 22.5% | 705 | 11.1% |
| Kings | Coney Island/Sheepshead Bay | 18.2% | 14.6% | 18.6% | 40.3% | 567 | 14.5% |
| Queens | West Queens | 18.2% | 35.1% | 29.5% | 47.0% | 400 | 8.0% |
| Kings | Flatbush/E. Flatbush | 18.1% | 20.4% | 17.2% | 14.0% | 926 | 7.9% |
| Richmond | Stapleton/St. George | 17.0% | 12.0% | 17.3% | 16.1% | 1,068 | 10.5% |
| Kings | Downtown/Heights/Slope | 16.3% | 9.3% | 11.7% | 10.4% | 851 | 8.0% |
| Queens | Long Island City/Astoria | 16.1% | 21.6% | 18.1% | 27.8% | 475 | 9.3% |
| Bronx | Northeast Bronx | 15.4% | 13.4% | 19.7% | 8.9% | 761 | 11.7% |
| Queens | Jamaica | 15.3% | 18.5% | 20.1% | 16.4% | 1,118 | 10.9% |
| Bronx | Kingsbridge/Riverdale | 15.1% | 12.0% | 17.5% | 20.1% | 402 | 12.0% |
| Kings | Bensonhurst/Bay Ridge | 14.7% | 15.7% | 21.8% | 34.3% | 283 | 10.0% |
| Queens | Fresh Meadows | 14.1% | 15.9% | 12.9% | 25.7% | 300 | 9.8% |
| Queens | Flushing/Clearview | 13.0% | 25.8% | 20.0% | 40.8% | 200 | 9.5% |
| Kings | Canarsie/Flatlands | 12.9% | 12.6% | 13.4% | 13.4% | 616 | 9.3% |
| New York | Lower Manhattan | 12.4% | 18.1% | 9.3% | 12.7% | 527 | 6.1% |
| Queens | Ridgewood/Forest Hills | 12.4% | 17.8% | 14.5% | 25.3% | 273 | 9.1% |
| New York | Upper West Side | 12.0% | 11.2% | 6.2% | 7.7% | 446 | 9.4% |
| Queens | Southwest Queens | 11.9% | 18.6% | 20.9% | 18.5% | 442 | 10.0% |
| New York | Chelsea/Clinton | 11.7% | 14.3% | 6.6% | 9.1% | 601 | 8.7% |
| New York | Greenwich Village/Soho | 10.5% | 12.5% | 9.3% | 12.4% | 299 | 6.7% |
| New York | Gramercy Park/Murray Hill | 8.7% | 12.6% | 2.5% | 6.9% | 283 | 6.8% |
| Richmond | Willowbrook | 8.2% | 6.3% | 10.7% | 11.1% | 282 | 10.0% |
| Queens | Bayside/Little Neck | 7.9% | 13.3% | 10.5% | 27.0% | 141 | 9.1% |
| Queens | Southeast Queens | 7.4% | 13.2% | 13.2% | 12.1% | 507 | 9.1% |
| New York | Upper East Side | 6.9% | 11.2% | 3.5% | 5.7% | 162 | 6.8% |
| Richmond | South Beach/Tottenville | 5.6% | 3.5% | 8.8% | 7.8% | 294 | 9.2% |

Sources: U.S. Census American Community Survey (ACS), 2008-2012; New York City Department of Corrections Jail Admissions, 2007-2012, Via Gothamist.

Table 2. Disability by Numbers of Disability and Type

| | | % ≥Two Disability | % One Disability | % Self Care | % Independent Living | % Cognitive | % Ambulatory | % Vision | % Hearing |
|--------------------------|--------------------------------|-------------------|------------------|-------------|----------------------|-------------|--------------|----------|-----------|
| NYS | | 5.3% | 5.6% | 2.5% | 5.3% | 4.2% | 6.5% | 1.9% | 4.0% |
| NYC | | 5.4% | 5.0% | 2.7% | 5.4% | 4.1% | 6.8% | 2.1% | 3.4% |
| UHF Neighborhoods | | | | | | | | | |
| Kings | Coney Island/Sheepshead Bay | 9.6% | 5.0% | 5.6% | 10.2% | 6.6% | 10.7% | 3.8% | 6.0% |
| Bronx | Hunts Point/Mott Haven | 8.6% | 8.8% | 3.6% | 8.4% | 8.9% | 11.1% | 3.8% | 3.3% |
| Bronx | Highbridge/Morrisania | 7.7% | 7.7% | 3.3% | 7.1% | 7.5% | 10.1% | 3.1% | 2.9% |
| Bronx | Crotona/Tremont | 7.6% | 7.1% | 3.2% | 7.5% | 7.5% | 9.1% | 2.8% | 3.2% |
| New York | East Harlem | 7.5% | 6.8% | 3.6% | 7.1% | 6.7% | 9.2% | 3.3% | 3.6% |
| Queens | Rockaway | 6.6% | 6.5% | 3.6% | 7.4% | 5.6% | 8.3% | 3.2% | 3.9% |
| New York | Central Harlem/Morningside Hgt | 6.3% | 6.7% | 2.9% | 5.9% | 4.8% | 9.0% | 2.6% | 2.6% |
| Bronx | Fordham/Bronx Park | 6.3% | 7.2% | 2.5% | 6.1% | 6.6% | 8.2% | 2.6% | 2.8% |
| New York | Washington Hgts/Inwood | 6.2% | 5.8% | 3.1% | 5.9% | 4.6% | 8.0% | 2.4% | 2.8% |
| New York | Union Sq./Lower Eastside | 6.2% | 5.0% | 2.9% | 5.5% | 4.5% | 7.4% | 2.2% | 4.2% |
| Bronx | Northeast Bronx | 6.1% | 5.8% | 2.8% | 5.8% | 4.6% | 7.8% | 2.8% | 3.8% |
| Bronx | Pelham/Throgs Neck | 5.9% | 5.2% | 2.7% | 6.1% | 4.6% | 7.3% | 2.3% | 3.5% |
| Bronx | Kingsbridge/Riverdale | 5.9% | 6.5% | 3.1% | 5.7% | 5.1% | 7.3% | 2.2% | 4.3% |
| Kings | Williamsburg/Bushwick | 5.7% | 4.8% | 2.9% | 5.9% | 4.8% | 7.3% | 2.3% | 2.3% |
| Kings | Bensonhurst/Bay Ridge | 5.7% | 4.4% | 3.1% | 6.5% | 3.7% | 6.6% | 1.7% | 4.4% |
| Richmond | Stapleton/St. George | 5.5% | 5.1% | 3.0% | 6.6% | 3.8% | 6.8% | 1.7% | 3.3% |
| Kings | Borough Park | 5.5% | 3.9% | 3.2% | 6.5% | 4.0% | 6.7% | 2.0% | 3.3% |
| Queens | Jamaica | 5.5% | 5.5% | 2.7% | 5.5% | 3.9% | 7.0% | 2.6% | 3.3% |
| Kings | Bedford/Stuy/Crown Heights | 5.2% | 5.4% | 2.6% | 5.3% | 3.9% | 6.9% | 3.0% | 2.6% |
| Queens | Southwest Queens | 5.2% | 4.8% | 2.7% | 5.6% | 3.6% | 6.3% | 2.3% | 3.7% |
| Queens | Flushing/Clearview | 5.2% | 4.4% | 2.6% | 5.0% | 3.1% | 6.5% | 1.4% | 4.4% |
| Richmond | Willowbrook | 5.1% | 5.0% | 2.6% | 6.0% | 3.2% | 6.9% | 1.0% | 3.5% |
| Kings | Canarsie/Flatlands | 5.1% | 4.2% | 2.9% | 5.5% | 3.5% | 6.3% | 2.2% | 3.3% |
| Queens | Fresh Meadows | 4.9% | 5.0% | 2.3% | 4.9% | 3.1% | 6.8% | 1.9% | 4.1% |
| Queens | Long Island City/Astoria | 4.8% | 4.5% | 2.3% | 4.8% | 3.1% | 6.2% | 1.3% | 3.3% |
| Queens | Ridgewood/Forest Hills | 4.8% | 4.4% | 2.5% | 5.3% | 3.2% | 6.3% | 1.7% | 3.9% |
| Queens | Bayside/Little Neck | 4.7% | 4.5% | 2.2% | 4.9% | 2.8% | 5.6% | 1.8% | 4.2% |
| Kings | East New York | 4.5% | 4.3% | 2.4% | 5.2% | 3.7% | 6.0% | 2.2% | 2.2% |
| Richmond | South Beach/Tottenville | 4.5% | 4.7% | 2.1% | 4.8% | 2.9% | 6.0% | 1.1% | 3.3% |
| Richmond | Port Richmond | 4.5% | 5.0% | 2.1% | 4.8% | 3.9% | 5.8% | 1.3% | 2.8% |
| Kings | Sunset Park | 4.4% | 3.8% | 2.3% | 4.8% | 4.0% | 5.2% | 1.8% | 2.5% |
| New York | Upper West Side | 4.4% | 5.1% | 2.4% | 4.2% | 3.3% | 5.9% | 1.7% | 4.3% |
| Queens | Southeast Queens | 4.3% | 4.9% | 2.2% | 4.8% | 3.4% | 5.4% | 1.5% | 3.4% |
| Kings | Downtown/Heights/Slope | 4.2% | 4.0% | 1.8% | 3.8% | 3.3% | 5.1% | 1.6% | 2.6% |
| Kings | Greenpoint | 4.2% | 3.1% | 2.5% | 4.4% | 3.4% | 5.0% | 1.9% | 2.6% |
| Queens | West Queens | 4.0% | 4.2% | 1.9% | 3.8% | 2.9% | 5.1% | 1.7% | 2.9% |
| Kings | Flatbush/E. Flatbush | 3.9% | 4.0% | 2.0% | 4.2% | 3.0% | 5.2% | 1.6% | 2.5% |
| New York | Chelsea/Clinton | 3.9% | 4.8% | 1.7% | 3.1% | 2.9% | 4.9% | 1.9% | 3.5% |
| New York | Lower Manhattan | 3.3% | 2.9% | 1.8% | 3.4% | 2.9% | 4.1% | 1.0% | 2.4% |
| New York | Gramercy Park/Murray Hill | 3.1% | 3.8% | 1.4% | 3.1% | 2.5% | 3.7% | 1.3% | 3.4% |
| New York | Upper East Side | 3.0% | 3.8% | 1.6% | 3.0% | 2.1% | 4.5% | 1.1% | 4.1% |
| New York | Greenwich Village/Soho | 3.0% | 3.8% | 1.5% | 3.0% | 2.2% | 3.8% | 1.1% | 3.6% |

Sources: U.S. Census American Community Survey (ACS), 2008-2012.

*Self-Care – Difficulty bathing or dressing; Independent Living – Difficulty with errands; Cognitive – Difficulty remembering, concentrating, making decisions; Ambulatory – Difficulty walking or climbing stairs; Vision – Blind or serious difficulty seeing; Hearing – Deaf or having serious difficulty hearing

Table 3. Potentially Preventable ED Visits (PPV)

| | | Medicaid Population | PPV Total (Observed) | PPV Total (Risk-Adjusted Expected) | Rate per 100 ED Visits (Observed) | Rate per 100 ED Visits (Risk-Adjusted Expected) | Observed (/) Risk Adjusted Expected Ratio | Observed (-) Risk-Adjusted Expected Gap Total |
|--------------------------|--------------------------------|---------------------|----------------------|------------------------------------|-----------------------------------|---|---|---|
| NYS | | 5,852,016 | 2,111,517 | 2,069,915 | 36.08 | | | (41,602) |
| NYC | | 3,600,712 | 1,192,918 | 1,184,340 | 33.13 | 32.89 | 1.01 | (8,578) |
| UHF Neighborhoods | | | | | | | | |
| Brooklyn | Bedford/Stuy/Crown Heights | 167,295 | 74,035 | 62,671 | 44.25 | 37.46 | 1.18 | (11,364) |
| Manhattan | Central Harlem/Morningside Hgt | 80,517 | 44,215 | 37,872 | 54.91 | 47.04 | 1.17 | (6,343) |
| Brooklyn | Flatbush/E. Flatbush | 135,879 | 44,131 | 37,935 | 32.48 | 27.92 | 1.16 | (6,196) |
| Bronx | Highbridge/Morrisania | 157,126 | 67,220 | 59,232 | 42.78 | 37.70 | 1.13 | (7,988) |
| Bronx | Crotona/Tremont | 158,677 | 68,998 | 60,948 | 43.48 | 38.41 | 1.13 | (8,050) |
| Brooklyn | East New York | 117,951 | 47,135 | 41,721 | 39.96 | 35.37 | 1.13 | (5,414) |
| Bronx | Hunts Point/Mott Haven | 102,277 | 44,460 | 39,547 | 43.47 | 38.67 | 1.12 | (4,913) |
| Bronx | Northeast Bronx | 75,259 | 31,979 | 28,647 | 42.49 | 38.06 | 1.12 | (3,332) |
| Brooklyn | Canarsie/Flatlands | 68,942 | 18,647 | 16,896 | 27.05 | 24.51 | 1.10 | (1,751) |
| Bronx | Fordham/Bronx Park | 159,307 | 71,626 | 65,539 | 44.96 | 41.14 | 1.09 | (6,087) |
| Manhattan | East Harlem | 65,233 | 35,244 | 32,424 | 54.03 | 49.70 | 1.09 | (2,820) |
| Staten Island | Port Richmond | 28,494 | 13,493 | 12,448 | 47.35 | 43.68 | 1.08 | (1,045) |
| Brooklyn | Williamsburg/Bushwick | 128,546 | 52,742 | 48,737 | 41.03 | 37.91 | 1.08 | (4,005) |
| Queens | Rockaway | 52,726 | 18,553 | 17,206 | 35.19 | 32.63 | 1.08 | (1,347) |
| Manhattan | Washington Hgts/Inwood | 143,654 | 45,340 | 42,657 | 31.56 | 29.69 | 1.06 | (2,683) |
| Bronx | Pelham/Throgs Neck | 139,468 | 53,267 | 50,796 | 38.19 | 36.42 | 1.05 | (2,471) |
| Manhattan | Chelsea/Clinton | 33,364 | 20,526 | 19,607 | 61.52 | 58.77 | 1.05 | (919) |
| Brooklyn | Downtown/Heights/Slope | 58,328 | 23,408 | 22,661 | 40.13 | 38.85 | 1.03 | (747) |
| Staten Island | Stapleton/St. George | 46,913 | 19,397 | 18,980 | 41.35 | 40.46 | 1.02 | (417) |
| Queens | Southeast Queens | 61,114 | 16,199 | 16,107 | 26.51 | 26.36 | 1.01 | (92) |
| Bronx | Kingsbridge/Riverdale | 29,994 | 9,287 | 9,270 | 30.96 | 30.91 | 1.00 | (17) |
| Manhattan | Upper West Side | 31,538 | 15,536 | 15,657 | 49.26 | 49.64 | 0.99 | 121 |
| Queens | Jamaica | 134,719 | 45,813 | 46,355 | 34.01 | 34.41 | 0.99 | 542 |
| Manhattan | Gramercy Park/Murray Hill | 9,909 | 4,922 | 4,996 | 49.67 | 50.42 | 0.99 | 74 |
| Staten Island | South Beach/Tottenville | 31,842 | 8,390 | 8,728 | 26.35 | 27.41 | 0.96 | 338 |
| Brooklyn | Greenpoint | 49,140 | 9,112 | 9,485 | 18.54 | 19.30 | 0.96 | 373 |
| Queens | Ridgewood/Forest Hills | 76,683 | 17,730 | 19,134 | 23.12 | 24.95 | 0.93 | 1,404 |
| Queens | Long Island City/Astoria | 71,860 | 21,041 | 22,873 | 29.28 | 31.83 | 0.92 | 1,832 |
| Staten Island | Willowbrook | 20,710 | 5,004 | 5,581 | 24.16 | 26.95 | 0.90 | 577 |
| Manhattan | Upper East Side | 13,219 | 4,674 | 5,224 | 35.36 | 39.52 | 0.89 | 550 |
| Queens | West Queens | 229,929 | 68,271 | 77,793 | 29.69 | 33.83 | 0.88 | 9,522 |
| Queens | Southwest Queens | 124,369 | 33,190 | 38,415 | 26.69 | 30.89 | 0.86 | 5,225 |
| Manhattan | Lower Manhattan | 12,194 | 5,744 | 6,673 | 47.11 | 54.72 | 0.86 | 929 |
| Brooklyn | Coney Island/Sheepshead Bay | 136,183 | 23,227 | 27,800 | 17.06 | 20.41 | 0.84 | 4,573 |
| Brooklyn | Borough Park | 195,905 | 26,744 | 33,459 | 13.65 | 17.08 | 0.80 | 6,715 |
| Brooklyn | Bensonhurst/Bay Ridge | 80,319 | 11,180 | 14,859 | 13.92 | 18.50 | 0.75 | 3,679 |
| Queens | Fresh Meadows | 34,877 | 7,591 | 10,201 | 21.77 | 29.25 | 0.74 | 2,610 |
| Manhattan | Union Sq./Lower Eastside | 81,104 | 22,872 | 30,851 | 28.20 | 38.04 | 0.74 | 7,979 |
| Brooklyn | Sunset Park | 99,590 | 16,971 | 24,170 | 17.04 | 24.27 | 0.70 | 7,199 |
| Manhattan | Greenwich Village/Soho | 14,323 | 3,334 | 5,174 | 23.28 | 36.12 | 0.64 | 1,840 |
| Queens | Bayside/Little Neck | 19,932 | 2,236 | 3,724 | 11.22 | 18.68 | 0.60 | 1,488 |
| Queens | Flushing/Clearview | 116,900 | 17,342 | 29,251 | 14.83 | 25.02 | 0.59 | 11,909 |

Source: New York State DOH Office of Quality and Patient Safety Bureau of Health Informatics, Medicaid Claims Extract, 2012.

Potentially Preventable Visits (PPVs), based on proprietary 3M software, are emergency visits for ambulatory care sensitive conditions (ACSC) that may result from a lack of adequate access to care or ambulatory care coordination. These ambulatory sensitive conditions could be reduced or eliminated with adequate patient monitoring and follow up. Unlike with PQIs, which can be disease specific, there is only one PPV indicator which represents all potentially avoidable ED visit regardless of condition or disease.

PPV Events are observed or "actual" ED visits that meet the criteria of an ACSC visit as defined by the 3M software. The Observed Rate is the number of PPV events divided by the population. Risk Adjusted Expected Visits are PPV visits adjusted by age, gender and race/ethnicity. The Expected rate is the number of Expected visits divided by the population. Risk Adjusted Expected Rate is the observed PPV rate divided by the expected PPV rate, multiplied by the statewide PPV rate. A lower number is better.

Table 4. Medicaid Beneficiaries with a Respiratory Clinical Risk Grouping Condition

| | | Medicaid Population | Population with a Diagnosis | Diagnosed Prevalence | % With At least 1 All Cause Admission | % With At least 1 All Cause ED Visit |
|--------------------------|--------------------------------|---------------------|-----------------------------|----------------------|---------------------------------------|--------------------------------------|
| NYS | | 5,835,794 | 558,700 | 9.6% | 35.3% | 47.3% |
| NYC | | 3,595,868 | 348,955 | 9.7% | 36.0% | 44.9% |
| UHF Neighborhoods | | | | | | |
| Queens | Rockaway | 52,664 | 8,148 | 15.5% | 43.8% | 44.0% |
| Manhattan | East Harlem | 65,008 | 9,304 | 14.3% | 40.2% | 55.6% |
| Bronx | Hunts Point/Mott Haven | 102,165 | 14,577 | 14.3% | 35.7% | 50.4% |
| Manhattan | Chelsea/Clinton | 33,022 | 4,432 | 13.4% | 49.6% | 51.2% |
| Manhattan | Upper West Side | 31,499 | 3,860 | 12.3% | 44.0% | 48.4% |
| Bronx | Highbridge/Morrisania | 157,071 | 19,125 | 12.2% | 38.7% | 52.1% |
| Bronx | Crotona/Tremont | 158,601 | 18,698 | 11.8% | 37.5% | 53.4% |
| Manhattan | Central Harlem/Morningside Hgt | 80,466 | 9,465 | 11.8% | 39.9% | 59.3% |
| Staten Island | Stapleton/St. George | 46,686 | 5,435 | 11.6% | 41.3% | 48.6% |
| Brooklyn | Coney Island/Sheepshead Bay | 136,160 | 15,846 | 11.6% | 34.9% | 25.3% |
| Bronx | Pelham/Throgs Neck | 139,194 | 16,181 | 11.6% | 36.4% | 47.9% |
| Bronx | Fordham/Bronx Park | 159,182 | 18,340 | 11.5% | 39.1% | 51.8% |
| Bronx | Kingsbridge/Riverdale | 29,957 | 3,408 | 11.4% | 43.7% | 42.7% |
| Bronx | Northeast Bronx | 75,167 | 8,496 | 11.3% | 44.5% | 48.9% |
| Brooklyn | Downtown/Heights/Slope | 58,124 | 6,507 | 11.2% | 42.1% | 48.7% |
| Brooklyn | Bedford/Stuy/Crown Heights | 167,161 | 18,349 | 11.0% | 41.3% | 55.0% |
| Manhattan | Upper East Side | 13,206 | 1,428 | 10.8% | 49.6% | 33.9% |
| Brooklyn | East New York | 117,543 | 12,412 | 10.6% | 36.8% | 53.5% |
| Staten Island | Port Richmond | 28,478 | 2,926 | 10.3% | 33.9% | 55.1% |
| Brooklyn | Williamsburg/Bushwick | 128,474 | 13,152 | 10.2% | 35.8% | 52.3% |
| Manhattan | Gramercy Park/Murray Hill | 9,839 | 994 | 10.1% | 42.2% | 52.0% |
| Manhattan | Union Sq./Lower Eastside | 81,093 | 7,890 | 9.7% | 33.9% | 40.4% |
| Brooklyn | Canarsie/Flatlands | 68,906 | 6,594 | 9.6% | 39.2% | 40.9% |
| Queens | Ridgewood/Forest Hills | 76,645 | 7,060 | 9.2% | 28.5% | 32.7% |
| Brooklyn | Bensonhurst/Bay Ridge | 80,271 | 7,316 | 9.1% | 29.8% | 23.7% |
| Staten Island | Willowbrook | 20,550 | 1,871 | 9.1% | 33.7% | 34.2% |
| Manhattan | Washington Hgts/Inwood | 143,590 | 12,911 | 9.0% | 31.2% | 44.1% |
| Staten Island | South Beach/Tottenville | 31,799 | 2,827 | 8.9% | 35.7% | 37.4% |
| Manhattan | Lower Manhattan | 12,054 | 1,006 | 8.3% | 38.6% | 45.7% |
| Queens | Jamaica | 134,473 | 10,759 | 8.0% | 34.2% | 48.5% |
| Manhattan | Greenwich Village/Soho | 14,273 | 1,129 | 7.9% | 33.5% | 25.2% |
| Queens | Fresh Meadows | 34,868 | 2,713 | 7.8% | 25.9% | 33.7% |
| Brooklyn | Flatbush/E. Flatbush | 135,688 | 10,306 | 7.6% | 40.7% | 47.8% |
| Queens | Long Island City/Astoria | 71,850 | 5,436 | 7.6% | 31.2% | 39.6% |
| Brooklyn | Sunset Park | 99,554 | 7,460 | 7.5% | 25.5% | 31.1% |
| Queens | Southwest Queens | 124,306 | 8,733 | 7.0% | 27.0% | 42.1% |
| Queens | Flushing/Clearview | 116,769 | 8,003 | 6.9% | 30.6% | 28.8% |
| Brooklyn | Borough Park | 195,830 | 12,978 | 6.6% | 29.9% | 27.0% |
| Queens | West Queens | 229,888 | 15,193 | 6.6% | 26.2% | 39.2% |
| Brooklyn | Greenpoint | 49,127 | 3,114 | 6.3% | 33.0% | 39.2% |
| Queens | Southeast Queens | 60,254 | 3,511 | 5.8% | 33.4% | 44.5% |
| Queens | Bayside/Little Neck | 19,922 | 952 | 4.8% | 25.6% | 25.2% |

Source: New York State DOH Office of Quality and Patient Safety Bureau of Health Informatics, Medicaid Claims Extract, 2012.

Table 5. Medicaid Beneficiaries with a Cardiovascular Clinical Risk Grouping Condition

| | | Medicaid Population | Population with a Diagnosis | Diagnosed Prevalence | % With At least 1 All Cause Admission | % With At least 1 All Cause ED Visit |
|--------------------------|--------------------------------|---------------------|-----------------------------|----------------------|---------------------------------------|--------------------------------------|
| NYS | | 5,835,794 | 1,543,129 | 26.4% | 40.0% | 31.3% |
| NYC | | 3,595,868 | 1,085,013 | 30.2% | 40.4% | 28.1% |
| UHF Neighborhoods | | | | | | |
| Brooklyn | Coney Island/Sheepshead Bay | 136,160 | 78,135 | 57.4% | 37.0% | 14.4% |
| Queens | Rockaway | 52,664 | 23,924 | 45.4% | 47.7% | 30.1% |
| Manhattan | Upper East Side | 13,206 | 5,741 | 43.5% | 46.0% | 24.2% |
| Bronx | Kingsbridge/Riverdale | 29,957 | 12,509 | 41.8% | 47.9% | 26.7% |
| Manhattan | Upper West Side | 31,499 | 13,133 | 41.7% | 48.0% | 33.2% |
| Brooklyn | Bensonhurst/Bay Ridge | 80,271 | 31,357 | 39.1% | 32.8% | 15.3% |
| Brooklyn | Canarsie/Flatlands | 68,906 | 26,818 | 38.9% | 43.2% | 25.2% |
| Manhattan | Chelsea/Clinton | 33,022 | 12,615 | 38.2% | 48.2% | 39.0% |
| Queens | Ridgewood/Forest Hills | 76,645 | 27,747 | 36.2% | 35.5% | 20.2% |
| Manhattan | Union Sq./Lower Eastside | 81,093 | 28,702 | 35.4% | 34.2% | 22.8% |
| Brooklyn | Downtown/Heights/Slope | 58,124 | 19,812 | 34.1% | 50.7% | 34.6% |
| Manhattan | Greenwich Village/Soho | 14,273 | 4,788 | 33.5% | 30.8% | 15.5% |
| Manhattan | Washington Hgts/Inwood | 143,590 | 47,415 | 33.0% | 37.4% | 28.1% |
| Bronx | Northeast Bronx | 75,167 | 24,796 | 33.0% | 51.3% | 33.1% |
| Manhattan | East Harlem | 65,008 | 21,434 | 33.0% | 50.2% | 40.2% |
| Staten Island | Willowbrook | 20,550 | 6,763 | 32.9% | 39.2% | 22.9% |
| Manhattan | Lower Manhattan | 12,054 | 3,951 | 32.8% | 34.6% | 25.5% |
| Queens | Flushing/Clearview | 116,769 | 37,374 | 32.0% | 29.0% | 16.6% |
| Staten Island | Stapleton/St. George | 46,686 | 14,414 | 30.9% | 46.4% | 34.2% |
| Queens | Fresh Meadows | 34,868 | 10,718 | 30.7% | 28.7% | 19.9% |
| Queens | Bayside/Little Neck | 19,922 | 5,924 | 29.7% | 24.7% | 13.2% |
| Brooklyn | Borough Park | 195,830 | 57,387 | 29.3% | 34.5% | 17.5% |
| Staten Island | South Beach/Tottenville | 31,799 | 9,293 | 29.2% | 38.0% | 25.4% |
| Queens | Jamaica | 134,473 | 38,881 | 28.9% | 41.2% | 30.8% |
| Queens | Southwest Queens | 124,306 | 35,914 | 28.9% | 35.5% | 25.9% |
| Brooklyn | Bedford/Stuy/Crown Heights | 167,161 | 47,741 | 28.6% | 49.0% | 37.7% |
| Queens | Long Island City/Astoria | 71,850 | 20,511 | 28.5% | 37.5% | 26.7% |
| Manhattan | Gramercy Park/Murray Hill | 9,839 | 2,745 | 27.9% | 42.1% | 34.5% |
| Manhattan | Central Harlem/Morningside Hgt | 80,466 | 22,268 | 27.7% | 46.5% | 42.5% |
| Brooklyn | Flatbush/E. Flatbush | 135,688 | 37,531 | 27.7% | 42.7% | 30.5% |
| Bronx | Pelham/Throgs Neck | 139,194 | 37,536 | 27.0% | 43.1% | 33.2% |
| Brooklyn | East New York | 117,543 | 31,027 | 26.4% | 44.8% | 36.4% |
| Bronx | Highbridge/Morrisania | 157,071 | 40,636 | 25.9% | 44.4% | 36.9% |
| Bronx | Fordham/Bronx Park | 159,182 | 40,823 | 25.6% | 44.8% | 35.2% |
| Queens | Southeast Queens | 60,254 | 15,411 | 25.6% | 37.4% | 28.7% |
| Brooklyn | Williamsburg/Bushwick | 128,474 | 32,841 | 25.6% | 45.0% | 37.0% |
| Bronx | Crotona/Tremont | 158,601 | 40,131 | 25.3% | 44.0% | 37.9% |
| Bronx | Hunts Point/Mott Haven | 102,165 | 24,678 | 24.2% | 44.5% | 38.0% |
| Queens | West Queens | 229,888 | 54,707 | 23.8% | 32.1% | 21.3% |
| Brooklyn | Greenpoint | 49,127 | 10,796 | 22.0% | 40.5% | 25.0% |
| Brooklyn | Sunset Park | 99,554 | 20,214 | 20.3% | 31.7% | 21.2% |
| Staten Island | Port Richmond | 28,478 | 5,303 | 18.6% | 43.2% | 40.3% |

Source: New York State DOH Office of Quality and Patient Safety Bureau of Health Informatics, Medicaid Claims Extract, 2012.

Table 6. Medicaid Beneficiaries with a Congestive Heart Failure Condition Diagnosis

| | | Medicaid Population | Population with a Diagnosis | Diagnosed Prevalence (Per 100,000) | % With At least 1 All Cause Admission | % With At least 1 All Cause ED Visit |
|--------------------------|--------------------------------|---------------------|-----------------------------|------------------------------------|---------------------------------------|--------------------------------------|
| NYS | | 5,835,794 | 90,070 | 1,543 | 61.2% | 30.2% |
| NYC | | 3,595,868 | 62,821 | 1,747 | 61.6% | 28.1% |
| UHF Neighborhoods | | | | | | |
| Brooklyn | Coney Island/Sheepshead Bay | 136,160 | 6,063 | 4,453 | 48.0% | 13.4% |
| Bronx | Kingsbridge/Riverdale | 29,957 | 1,109 | 3,702 | 60.7% | 23.0% |
| Manhattan | Upper East Side | 13,206 | 464 | 3,514 | 61.9% | 17.2% |
| Queens | Rockaway | 52,664 | 1,795 | 3,408 | 65.2% | 29.1% |
| Manhattan | Upper West Side | 31,499 | 941 | 2,987 | 64.3% | 29.9% |
| Bronx | Northeast Bronx | 75,167 | 2,033 | 2,705 | 67.4% | 30.3% |
| Brooklyn | Canarsie/Flatlands | 68,906 | 1,859 | 2,698 | 60.3% | 24.3% |
| Manhattan | Chelsea/Clinton | 33,022 | 832 | 2,520 | 69.2% | 38.9% |
| Brooklyn | Downtown/Heights/Slope | 58,124 | 1,333 | 2,293 | 68.5% | 32.7% |
| Brooklyn | Bensonhurst/Bay Ridge | 80,271 | 1,829 | 2,279 | 51.8% | 16.2% |
| Queens | Ridgewood/Forest Hills | 76,645 | 1,703 | 2,222 | 52.1% | 20.7% |
| Manhattan | East Harlem | 65,008 | 1,374 | 2,114 | 68.0% | 40.5% |
| Brooklyn | Borough Park | 195,830 | 3,580 | 1,828 | 51.3% | 17.6% |
| Staten Island | Willowbrook | 20,550 | 368 | 1,791 | 56.3% | 20.4% |
| Brooklyn | Bedford/Stuy/Crown Heights | 167,161 | 2,935 | 1,756 | 68.0% | 36.4% |
| Queens | Jamaica | 134,473 | 2,255 | 1,677 | 62.4% | 30.7% |
| Brooklyn | Flatbush/E. Flatbush | 135,688 | 2,269 | 1,672 | 64.8% | 29.9% |
| Brooklyn | Williamsburg/Bushwick | 128,474 | 2,130 | 1,658 | 65.4% | 38.2% |
| Manhattan | Central Harlem/Morningside Hgt | 80,466 | 1,290 | 1,603 | 69.5% | 43.2% |
| Bronx | Pelham/Throgs Neck | 139,194 | 2,230 | 1,602 | 64.4% | 31.4% |
| Staten Island | Stapleton/St. George | 46,686 | 736 | 1,576 | 64.3% | 31.4% |
| Manhattan | Greenwich Village/Soho | 14,273 | 224 | 1,569 | 57.1% | 16.1% |
| Manhattan | Washington Hgts/Inwood | 143,590 | 2,245 | 1,563 | 64.8% | 29.0% |
| Queens | Bayside/Little Neck | 19,922 | 310 | 1,556 | 50.3% | 14.8% |
| Manhattan | Lower Manhattan | 12,054 | 187 | 1,551 | 56.1% | 30.5% |
| Manhattan | Union Sq./Lower Eastside | 81,093 | 1,255 | 1,548 | 59.3% | 28.8% |
| Manhattan | Gramercy Park/Murray Hill | 9,839 | 152 | 1,545 | 63.2% | 36.8% |
| Queens | Fresh Meadows | 34,868 | 534 | 1,531 | 52.4% | 23.0% |
| Queens | Southeast Queens | 60,254 | 884 | 1,467 | 59.8% | 29.8% |
| Bronx | Fordham/Bronx Park | 159,182 | 2,326 | 1,461 | 70.9% | 33.5% |
| Brooklyn | East New York | 117,543 | 1,706 | 1,451 | 66.2% | 37.0% |
| Staten Island | South Beach/Tottenville | 31,799 | 459 | 1,443 | 64.9% | 24.2% |
| Bronx | Highbridge/Morrisania | 157,071 | 2,242 | 1,427 | 68.6% | 37.4% |
| Queens | Flushing/Clearview | 116,769 | 1,646 | 1,410 | 56.7% | 22.0% |
| Bronx | Crotona/Tremont | 158,601 | 2,063 | 1,301 | 70.3% | 39.3% |
| Queens | Long Island City/Astoria | 71,850 | 916 | 1,275 | 64.1% | 28.4% |
| Brooklyn | Greenpoint | 49,127 | 614 | 1,250 | 64.7% | 26.1% |
| Queens | Southwest Queens | 124,306 | 1,533 | 1,233 | 62.4% | 28.6% |
| Bronx | Hunts Point/Mott Haven | 102,165 | 1,255 | 1,228 | 68.8% | 36.2% |
| Queens | West Queens | 229,888 | 2,049 | 891 | 62.3% | 23.6% |
| Brooklyn | Sunset Park | 99,554 | 862 | 866 | 56.7% | 25.9% |
| Staten Island | Port Richmond | 28,478 | 231 | 811 | 67.1% | 38.5% |

Source: New York State DOH Office of Quality and Patient Safety Bureau of Health Informatics, Medicaid Claims Extract, 2012.

Table 7. Medicaid Beneficiaries with a Diabetes Clinical Risk Grouping Condition

| | | Medicaid Population | Population with a Diagnosis | Diagnosed Prevalence | % With At least 1 All Cause Admission | % With At least 1 All Cause ED Visit |
|--------------------------|--------------------------------|---------------------|-----------------------------|----------------------|---------------------------------------|--------------------------------------|
| NYS | | 5,835,794 | 562,637 | 9.6% | 32.5% | 31.2% |
| NYC | | 3,595,868 | 409,227 | 11.4% | 32.3% | 28.6% |
| UHF Neighborhoods | | | | | | |
| Brooklyn | Coney Island/Sheepshead Bay | 136,160 | 23,603 | 17.3% | 30.0% | 15.4% |
| Queens | Rockaway | 52,664 | 8,424 | 16.0% | 42.0% | 29.8% |
| Manhattan | Upper West Side | 31,499 | 4,461 | 14.2% | 37.9% | 33.7% |
| Brooklyn | Canarsie/Flatlands | 68,906 | 9,754 | 14.2% | 36.0% | 24.9% |
| Manhattan | East Harlem | 65,008 | 8,958 | 13.8% | 40.4% | 38.6% |
| Manhattan | Chelsea/Clinton | 33,022 | 4,420 | 13.4% | 38.3% | 37.6% |
| Bronx | Kingsbridge/Riverdale | 29,957 | 4,001 | 13.4% | 40.7% | 28.1% |
| Bronx | Northeast Bronx | 75,167 | 9,869 | 13.1% | 41.3% | 33.6% |
| Manhattan | Union Sq./Lower Eastside | 81,093 | 10,391 | 12.8% | 27.5% | 23.8% |
| Manhattan | Washington Hgts/Inwood | 143,590 | 18,374 | 12.8% | 29.7% | 27.9% |
| Brooklyn | Downtown/Heights/Slope | 58,124 | 7,416 | 12.8% | 39.7% | 34.7% |
| Queens | Southwest Queens | 124,306 | 15,534 | 12.5% | 23.6% | 23.9% |
| Queens | Jamaica | 134,473 | 16,526 | 12.3% | 28.9% | 29.6% |
| Manhattan | Upper East Side | 13,206 | 1,582 | 12.0% | 40.4% | 25.2% |
| Queens | Ridgewood/Forest Hills | 76,645 | 9,134 | 11.9% | 27.7% | 19.7% |
| Bronx | Pelham/Throgs Neck | 139,194 | 16,221 | 11.7% | 34.0% | 33.4% |
| Brooklyn | Bensonhurst/Bay Ridge | 80,271 | 9,282 | 11.6% | 24.1% | 15.4% |
| Staten Island | Stapleton/St. George | 46,686 | 5,310 | 11.4% | 39.5% | 34.6% |
| Brooklyn | Flatbush/E. Flatbush | 135,688 | 15,416 | 11.4% | 34.4% | 30.0% |
| Staten Island | Willowbrook | 20,550 | 2,319 | 11.3% | 29.9% | 21.9% |
| Brooklyn | Bedford/Stuy/Crown Heights | 167,161 | 18,715 | 11.2% | 40.3% | 36.9% |
| Queens | Fresh Meadows | 34,868 | 3,902 | 11.2% | 21.2% | 18.6% |
| Queens | Flushing/Clearview | 116,769 | 12,964 | 11.1% | 21.4% | 15.8% |
| Queens | Long Island City/Astoria | 71,850 | 7,959 | 11.1% | 27.2% | 25.9% |
| Manhattan | Central Harlem/Morningside Hgt | 80,466 | 8,774 | 10.9% | 36.9% | 41.8% |
| Bronx | Hunts Point/Mott Haven | 102,165 | 11,020 | 10.8% | 35.9% | 37.8% |
| Bronx | Fordham/Bronx Park | 159,182 | 17,130 | 10.8% | 37.3% | 35.8% |
| Bronx | Highbridge/Morrisania | 157,071 | 16,834 | 10.7% | 37.7% | 36.8% |
| Brooklyn | East New York | 117,543 | 12,580 | 10.7% | 35.4% | 35.7% |
| Manhattan | Lower Manhattan | 12,054 | 1,262 | 10.5% | 32.3% | 31.1% |
| Brooklyn | Williamsburg/Bushwick | 128,474 | 13,297 | 10.3% | 35.2% | 36.8% |
| Bronx | Crotona/Tremont | 158,601 | 16,367 | 10.3% | 38.1% | 37.8% |
| Manhattan | Greenwich Village/Soho | 14,273 | 1,438 | 10.1% | 25.3% | 16.9% |
| Queens | Southeast Queens | 60,254 | 6,003 | 10.0% | 25.5% | 27.1% |
| Queens | West Queens | 229,888 | 22,717 | 9.9% | 24.9% | 20.6% |
| Brooklyn | Borough Park | 195,830 | 18,996 | 9.7% | 24.6% | 17.8% |
| Manhattan | Gramercy Park/Murray Hill | 9,839 | 929 | 9.4% | 35.6% | 38.0% |
| Queens | Bayside/Little Neck | 19,922 | 1,795 | 9.0% | 20.9% | 13.8% |
| Staten Island | South Beach/Tottenville | 31,799 | 2,673 | 8.4% | 32.6% | 24.7% |
| Brooklyn | Greenpoint | 49,127 | 3,642 | 7.4% | 29.7% | 27.1% |
| Brooklyn | Sunset Park | 99,554 | 7,054 | 7.1% | 26.5% | 21.7% |
| Staten Island | Port Richmond | 28,478 | 2,009 | 7.1% | 33.4% | 39.4% |

Source: New York State DOH Office of Quality and Patient Safety Bureau of Health Informatics, Medicaid Claims Extract, 2012.

Table 8. Medicaid Beneficiaries with a Mental Health Clinical Risk Grouping Condition

| | | Medicaid Population | Population with a Diagnosis | Diagnosed Prevalence | % With At least 1 All Cause Admission | % With At least 1 All Cause ED Visit |
|--------------------------|--------------------------------|---------------------|-----------------------------|----------------------|---------------------------------------|--------------------------------------|
| NYS | | 5,835,794 | 1,328,558 | 22.8% | 30.9% | 45.8% |
| NYC | | 3,595,868 | 702,585 | 19.5% | 32.3% | 42.3% |
| UHF Neighborhoods | | | | | | |
| Manhattan | Chelsea/Clinton | 33,022 | 16,610 | 50.3% | 41.4% | 49.9% |
| Manhattan | Gramercy Park/Murray Hill | 9,839 | 3,642 | 37.0% | 38.9% | 47.1% |
| Manhattan | Upper West Side | 31,499 | 11,028 | 35.0% | 36.5% | 45.1% |
| Queens | Rockaway | 52,664 | 17,488 | 33.2% | 43.4% | 40.2% |
| Manhattan | Lower Manhattan | 12,054 | 3,994 | 33.1% | 37.1% | 48.2% |
| Manhattan | Upper East Side | 13,206 | 4,158 | 31.5% | 37.6% | 38.3% |
| Manhattan | East Harlem | 65,008 | 20,410 | 31.4% | 37.6% | 52.2% |
| Bronx | Kingsbridge/Riverdale | 29,957 | 9,026 | 30.1% | 37.5% | 36.9% |
| Staten Island | South Beach/Tottenville | 31,799 | 8,714 | 27.4% | 30.3% | 40.6% |
| Brooklyn | Downtown/Heights/Slope | 58,124 | 15,868 | 27.3% | 36.9% | 46.0% |
| Staten Island | Stapleton/St. George | 46,686 | 12,408 | 26.6% | 39.0% | 48.8% |
| Brooklyn | Coney Island/Sheepshead Bay | 136,160 | 34,703 | 25.5% | 28.2% | 24.6% |
| Bronx | Hunts Point/Mott Haven | 102,165 | 25,701 | 25.2% | 31.7% | 48.6% |
| Manhattan | Central Harlem/Morningside Hgt | 80,466 | 19,986 | 24.8% | 36.7% | 53.6% |
| Manhattan | Greenwich Village/Soho | 14,273 | 3,381 | 23.7% | 38.3% | 40.4% |
| Bronx | Crotona/Tremont | 158,601 | 36,406 | 23.0% | 34.1% | 50.0% |
| Staten Island | Willowbrook | 20,550 | 4,703 | 22.9% | 29.5% | 35.3% |
| Bronx | Fordham/Bronx Park | 159,182 | 35,728 | 22.4% | 33.1% | 47.9% |
| Bronx | Pelham/Throgs Neck | 139,194 | 30,833 | 22.2% | 28.9% | 43.6% |
| Bronx | Highbridge/Morrisania | 157,071 | 34,754 | 22.1% | 32.9% | 49.0% |
| Bronx | Northeast Bronx | 75,167 | 16,019 | 21.3% | 37.5% | 44.3% |
| Manhattan | Union Sq./Lower Eastside | 81,093 | 16,891 | 20.8% | 32.3% | 42.9% |
| Manhattan | Washington Hgts/Inwood | 143,590 | 29,748 | 20.7% | 28.2% | 40.1% |
| Queens | Ridgewood/Forest Hills | 76,645 | 15,446 | 20.2% | 25.1% | 30.0% |
| Brooklyn | Bedford/Stuy/Crown Heights | 167,161 | 32,956 | 19.7% | 37.6% | 50.6% |
| Staten Island | Port Richmond | 28,478 | 5,577 | 19.6% | 31.8% | 51.2% |
| Brooklyn | East New York | 117,543 | 22,969 | 19.5% | 33.6% | 47.6% |
| Brooklyn | Williamsburg/Bushwick | 128,474 | 24,881 | 19.4% | 30.3% | 48.5% |
| Brooklyn | Bensonhurst/Bay Ridge | 80,271 | 14,138 | 17.6% | 27.2% | 27.8% |
| Brooklyn | Canarsie/Flatlands | 68,906 | 11,728 | 17.0% | 33.0% | 35.4% |
| Queens | Fresh Meadows | 34,868 | 5,652 | 16.2% | 24.6% | 34.2% |
| Brooklyn | Greenpoint | 49,127 | 7,325 | 14.9% | 27.3% | 35.9% |
| Queens | Jamaica | 134,473 | 19,784 | 14.7% | 32.7% | 44.2% |
| Queens | Long Island City/Astoria | 71,850 | 10,432 | 14.5% | 27.9% | 39.5% |
| Brooklyn | Borough Park | 195,830 | 26,941 | 13.8% | 24.0% | 24.1% |
| Brooklyn | Flatbush/E. Flatbush | 135,688 | 17,611 | 13.0% | 36.5% | 43.0% |
| Queens | Flushing/Clearview | 116,769 | 14,390 | 12.3% | 29.9% | 32.7% |
| Queens | Bayside/Little Neck | 19,922 | 2,400 | 12.0% | 24.9% | 27.2% |
| Queens | Southwest Queens | 124,306 | 14,752 | 11.9% | 25.3% | 38.6% |
| Queens | West Queens | 229,888 | 26,313 | 11.4% | 26.3% | 36.2% |
| Queens | Southeast Queens | 60,254 | 6,509 | 10.8% | 37.2% | 46.3% |
| Brooklyn | Sunset Park | 99,554 | 10,227 | 10.3% | 26.5% | 35.9% |

Source: New York State DOH Office of Quality and Patient Safety Bureau of Health Informatics, Medicaid Claims Extract, 2012.

Table 9. Medicaid Beneficiaries with a Substance Use Clinical Risk Grouping Condition

| | | Medicaid Population | Population with a Diagnosis | Diagnosed Prevalence | % With At least 1 All Cause Admission | % With At least 1 All Cause ED Visit |
|--------------------------|--------------------------------|---------------------|-----------------------------|----------------------|---------------------------------------|--------------------------------------|
| NYS | | 5,835,794 | 370,898 | 6.4% | 59.6% | 59.9% |
| NYC | | 3,595,868 | 222,198 | 6.2% | 65.0% | 58.4% |
| UHF Neighborhoods | | | | | | |
| Manhattan | Chelsea/Clinton | 33,022 | 10,401 | 31.5% | 71.6% | 59.2% |
| Manhattan | Upper West Side | 31,499 | 5,374 | 17.1% | 63.9% | 58.1% |
| Manhattan | Gramercy Park/Murray Hill | 9,839 | 1,659 | 16.9% | 69.5% | 65.4% |
| Manhattan | East Harlem | 65,008 | 9,878 | 15.2% | 68.3% | 61.2% |
| Manhattan | Lower Manhattan | 12,054 | 1,603 | 13.3% | 73.8% | 66.0% |
| Manhattan | Central Harlem/Morningside Hgt | 80,466 | 10,093 | 12.5% | 66.2% | 63.3% |
| Bronx | Hunts Point/Mott Haven | 102,165 | 12,551 | 12.3% | 61.5% | 57.0% |
| Brooklyn | Bedford/Stuy/Crown Heights | 167,161 | 16,159 | 9.7% | 65.8% | 61.3% |
| Bronx | Crotona/Tremont | 158,601 | 15,141 | 9.5% | 67.0% | 59.2% |
| Brooklyn | Downtown/Heights/Slope | 58,124 | 5,464 | 9.4% | 68.5% | 63.7% |
| Staten Island | Stapleton/St. George | 46,686 | 4,329 | 9.3% | 70.7% | 60.6% |
| Staten Island | South Beach/Tottenville | 31,799 | 2,948 | 9.3% | 61.3% | 57.9% |
| Bronx | Highbridge/Morrisania | 157,071 | 14,126 | 9.0% | 65.5% | 57.5% |
| Manhattan | Union Sq./Lower Eastside | 81,093 | 6,788 | 8.4% | 69.4% | 62.1% |
| Manhattan | Greenwich Village/Soho | 14,273 | 1,172 | 8.2% | 71.6% | 62.6% |
| Brooklyn | East New York | 117,543 | 8,911 | 7.6% | 64.3% | 59.4% |
| Bronx | Fordham/Bronx Park | 159,182 | 11,575 | 7.3% | 66.3% | 60.6% |
| Brooklyn | Williamsburg/Bushwick | 128,474 | 8,983 | 7.0% | 64.3% | 60.6% |
| Manhattan | Upper East Side | 13,206 | 910 | 6.9% | 61.9% | 55.7% |
| Staten Island | Port Richmond | 28,478 | 1,885 | 6.6% | 64.2% | 62.7% |
| Queens | Rockaway | 52,664 | 3,386 | 6.4% | 62.8% | 58.3% |
| Bronx | Pelham/Throgs Neck | 139,194 | 8,820 | 6.3% | 61.9% | 52.2% |
| Bronx | Northeast Bronx | 75,167 | 4,430 | 5.9% | 66.2% | 60.2% |
| Staten Island | Willowbrook | 20,550 | 1,195 | 5.8% | 62.4% | 55.2% |
| Queens | Jamaica | 134,473 | 7,496 | 5.6% | 59.7% | 56.6% |
| Brooklyn | Greenpoint | 49,127 | 2,588 | 5.3% | 70.4% | 57.1% |
| Bronx | Kingsbridge/Riverdale | 29,957 | 1,497 | 5.0% | 68.1% | 58.1% |
| Brooklyn | Flatbush/E. Flatbush | 135,688 | 6,193 | 4.6% | 65.9% | 57.5% |
| Manhattan | Washington Hgts/Inwood | 143,590 | 6,388 | 4.4% | 65.7% | 58.0% |
| Brooklyn | Coney Island/Sheepshead Bay | 136,160 | 5,393 | 4.0% | 62.1% | 52.2% |
| Brooklyn | Canarsie/Flatlands | 68,906 | 2,428 | 3.5% | 62.9% | 52.1% |
| Queens | Southeast Queens | 60,254 | 2,045 | 3.4% | 68.4% | 62.0% |
| Queens | Fresh Meadows | 34,868 | 1,115 | 3.2% | 71.1% | 53.3% |
| Queens | Ridgewood/Forest Hills | 76,645 | 2,294 | 3.0% | 53.4% | 46.2% |
| Brooklyn | Bensonhurst/Bay Ridge | 80,271 | 2,159 | 2.7% | 56.3% | 50.5% |
| Queens | Long Island City/Astoria | 71,850 | 1,909 | 2.7% | 56.1% | 56.6% |
| Queens | Southwest Queens | 124,306 | 2,488 | 2.0% | 57.6% | 53.8% |
| Brooklyn | Sunset Park | 99,554 | 1,888 | 1.9% | 56.3% | 54.0% |
| Queens | West Queens | 229,888 | 3,664 | 1.6% | 60.0% | 47.7% |
| Brooklyn | Borough Park | 195,830 | 3,005 | 1.5% | 58.4% | 52.6% |
| Queens | Flushing/Clearview | 116,769 | 1,617 | 1.4% | 59.4% | 47.6% |
| Queens | Bayside/Little Neck | 19,922 | 250 | 1.3% | 54.4% | 47.6% |

Source: New York State DOH Office of Quality and Patient Safety Bureau of Health Informatics, Medicaid Claims Extract, 2012.

Table 10. Medicaid Beneficiaries with a HIV/AIDS Condition Diagnosis

| | | Medicaid Population | Population with a Diagnosis | Weighted Prevalence (Per 100,000) | % With At least 1 All Cause Admission | % With At least 1 All Cause ED Visit |
|--------------------------|--------------------------------|---------------------|-----------------------------|-----------------------------------|---------------------------------------|--------------------------------------|
| NYS | | 5,835,794 | 53,901 | 924 | 25.3% | 36.4% |
| NYC | | 3,595,868 | 49,984 | 1,390 | 25.1% | 35.4% |
| UHF Neighborhoods | | | | | | |
| Manhattan | Chelsea/Clinton | 33,022 | 1,378 | 4,173 | 26.1% | 35.6% |
| Manhattan | Gramercy Park/Murray Hill | 9,839 | 290 | 2,947 | 29.0% | 36.9% |
| Manhattan | Upper West Side | 31,499 | 900 | 2,857 | 31.9% | 43.6% |
| Brooklyn | Bedford/Stuy/Crown Heights | 167,161 | 4,199 | 2,512 | 26.8% | 41.8% |
| Manhattan | Central Harlem/Morningside Hgt | 80,466 | 1,902 | 2,364 | 27.3% | 42.0% |
| Manhattan | Union Sq./Lower Eastside | 81,093 | 1,902 | 2,345 | 19.3% | 25.0% |
| Manhattan | Greenwich Village/Soho | 14,273 | 321 | 2,249 | 19.6% | 23.4% |
| Bronx | Hunts Point/Mott Haven | 102,165 | 2,271 | 2,223 | 31.8% | 43.2% |
| Manhattan | East Harlem | 65,008 | 1,373 | 2,112 | 31.2% | 41.4% |
| Bronx | Crotona/Tremont | 158,601 | 3,292 | 2,076 | 32.1% | 41.1% |
| Bronx | Highbridge/Morrisania | 157,071 | 3,255 | 2,072 | 33.1% | 39.8% |
| Bronx | Fordham/Bronx Park | 159,182 | 3,111 | 1,954 | 27.5% | 40.5% |
| Brooklyn | Flatbush/E. Flatbush | 135,688 | 2,450 | 1,806 | 25.9% | 37.2% |
| Bronx | Northeast Bronx | 75,167 | 1,303 | 1,733 | 29.2% | 42.9% |
| Brooklyn | Sunset Park | 99,554 | 1,654 | 1,661 | 12.0% | 9.8% |
| Brooklyn | East New York | 117,543 | 1,870 | 1,591 | 26.7% | 41.6% |
| Manhattan | Upper East Side | 13,206 | 208 | 1,575 | 24.5% | 30.8% |
| Bronx | Pelham/Throgs Neck | 139,194 | 2,186 | 1,570 | 26.0% | 37.9% |
| Brooklyn | Downtown/Heights/Slope | 58,124 | 833 | 1,433 | 26.7% | 40.1% |
| Brooklyn | Williamsburg/Bushwick | 128,474 | 1,840 | 1,432 | 24.1% | 42.1% |
| Queens | Rockaway | 52,664 | 658 | 1,249 | 27.2% | 43.3% |
| Staten Island | Stapleton/St. George | 46,686 | 573 | 1,227 | 31.2% | 41.5% |
| Manhattan | Washington Hgts/Inwood | 143,590 | 1,624 | 1,131 | 25.4% | 35.5% |
| Queens | Flushing/Clearview | 116,769 | 1,273 | 1,090 | 9.4% | 9.6% |
| Manhattan | Lower Manhattan | 12,054 | 120 | 996 | 20.0% | 25.8% |
| Queens | Jamaica | 134,473 | 1,337 | 994 | 24.6% | 39.3% |
| Staten Island | Port Richmond | 28,478 | 280 | 983 | 27.9% | 49.6% |
| Brooklyn | Canarsie/Flatlands | 68,906 | 595 | 863 | 24.0% | 32.6% |
| Bronx | Kingsbridge/Riverdale | 29,957 | 256 | 855 | 28.5% | 39.8% |
| Brooklyn | Bensonhurst/Bay Ridge | 80,271 | 576 | 718 | 12.5% | 9.7% |
| Queens | West Queens | 229,888 | 1,501 | 653 | 13.7% | 18.8% |
| Queens | Fresh Meadows | 34,868 | 220 | 631 | 13.2% | 16.8% |
| Queens | Bayside/Little Neck | 19,922 | 125 | 627 | 8.8% | 8.8% |
| Brooklyn | Borough Park | 195,830 | 1,221 | 623 | 12.4% | 15.8% |
| Queens | Southeast Queens | 60,254 | 366 | 607 | 23.2% | 37.7% |
| Queens | Ridgewood/Forest Hills | 76,645 | 462 | 603 | 17.5% | 29.4% |
| Brooklyn | Coney Island/Sheepshead Bay | 136,160 | 798 | 586 | 17.2% | 24.8% |
| Queens | Long Island City/Astoria | 71,850 | 395 | 550 | 20.8% | 30.6% |
| Queens | Southwest Queens | 124,306 | 647 | 520 | 17.9% | 34.9% |
| Staten Island | Willowbrook | 20,550 | 98 | 477 | 26.5% | 37.8% |
| Brooklyn | Greenpoint | 49,127 | 227 | 462 | 24.2% | 33.5% |
| Staten Island | South Beach/Tottenville | 31,799 | 94 | 296 | 21.3% | 33.0% |

Source: New York State DOH Office of Quality and Patient Safety Bureau of Health Informatics, Medicaid Claims Extract, 2012.

Table 11. Maternal and Child Health Indicators

| | | % Low Birth Weight | % Preterm Birth | % Medicaid or Self Pay Payer | % Late or No Prenatal Care | Teen Birth per 1000 | Infant Death per 1000 | Neonatal Death per 1000 |
|--------------------------|--------------------------------|--------------------|-----------------|------------------------------|----------------------------|---------------------|-----------------------|-------------------------|
| NYS | | 8.1% | 11.1% | 50.0% | 5.5% | 24.4 | 4.8 | 3.3 |
| NYC | | 8.5% | 11.3% | 59.5% | 7.0% | 25.3 | 4.4 | 2.9 |
| UHF Neighborhoods | | | | | | | | |
| Brooklyn | Bedford/Stuy/Crown Heights | 11.7% | 14.7% | 69.5% | 8.6% | 31.7 | 6.4 | 3.7 |
| Manhattan | Central Harlem/Morningside Hgt | 11.3% | 14.1% | 62.2% | 9.8% | 30.4 | 8.0 | 5.4 |
| Queens | Jamaica | 11.3% | 13.7% | 54.0% | 9.1% | 27.4 | 7.5 | 4.8 |
| Brooklyn | Canarsie/Flatlands | 10.7% | 14.8% | 55.9% | 8.3% | 19.6 | 6.1 | 4.0 |
| Brooklyn | Flatbush/E. Flatbush | 10.6% | 14.4% | 69.2% | 9.8% | 21.5 | 4.9 | 3.3 |
| Manhattan | East Harlem | 10.4% | 13.1% | 72.5% | 9.1% | 40.9 | 4.9 | 3.8 |
| Brooklyn | East New York | 10.4% | 14.7% | 72.3% | 9.0% | 40.9 | 7.1 | 4.3 |
| Queens | Southeast Queens | 10.4% | 13.0% | 43.2% | 7.1% | 13.8 | 6.5 | 5.4 |
| Bronx | Northeast Bronx | 10.3% | 12.4% | 64.2% | 12.9% | 29.2 | 5.4 | 3.6 |
| Bronx | Highbridge/Morrisania | 9.8% | 12.4% | 82.2% | 11.4% | 45.6 | 5.5 | 3.2 |
| Bronx | Hunts Point/Mott Haven | 9.6% | 12.7% | 84.9% | 11.3% | 47.4 | 7.1 | 3.9 |
| Queens | Southwest Queens | 9.6% | 11.8% | 43.5% | 6.3% | 20.0 | 3.7 | 2.1 |
| Bronx | Fordham/Bronx Park | 9.5% | 12.1% | 80.5% | 10.2% | 36.8 | 4.8 | 3.3 |
| Bronx | Pelham/Throgs Neck | 9.3% | 11.8% | 66.1% | 10.6% | 29.4 | 3.9 | 2.5 |
| Bronx | Crotona/Tremont | 9.3% | 12.3% | 83.1% | 11.3% | 45.9 | 6.4 | 4.6 |
| Staten Island | Port Richmond | 8.9% | 13.5% | 62.3% | 4.1% | 36.4 | 6.0 | 2.9 |
| Manhattan | Upper West Side | 8.7% | 10.1% | 12.3% | 3.0% | 8.6 | 2.2 | 1.5 |
| Manhattan | Chelsea/Clinton | 8.6% | 10.1% | 18.0% | 4.1% | 14.3 | 4.2 | 2.5 |
| Manhattan | Gramercy Park/Murray Hill | 8.5% | 10.0% | 6.5% | 2.9% | 3.9 | 3.0 | 2.0 |
| Queens | Rockaway | 8.4% | 11.6% | 56.4% | 9.4% | 32.4 | 6.1 | 4.0 |
| Staten Island | Stapleton/St. George | 8.2% | 11.4% | 54.1% | 4.5% | 21.2 | 6.5 | 5.7 |
| Brooklyn | Coney Island/Sheepshead Bay | 8.0% | 11.1% | 62.2% | 5.8% | 23.6 | 4.1 | 2.2 |
| Manhattan | Upper East Side | 8.0% | 8.7% | 6.2% | 2.7% | 4.6 | 1.5 | 1.2 |
| Manhattan | Washington Hgts/Inwood | 7.9% | 11.0% | 69.6% | 7.4% | 33.5 | 4.1 | 2.0 |
| Staten Island | Willowbrook | 7.9% | 10.3% | 33.8% | 2.5% | 9.1 | 3.9 | 2.8 |
| Manhattan | Lower Manhattan | 7.8% | 9.8% | 11.7% | 3.1% | 3.4 | 0.7 | 0.7 |
| Brooklyn | Williamsburg/Bushwick | 7.8% | 11.7% | 80.2% | 7.3% | 37.5 | 5.5 | 3.3 |
| Queens | Long Island City/Astoria | 7.7% | 10.6% | 50.6% | 10.9% | 18.0 | 3.7 | 2.3 |
| Bronx | Kingsbridge/Riverdale | 7.7% | 10.2% | 43.1% | 5.3% | 17.5 | 3.5 | 3.2 |
| Manhattan | Union Sq./Lower Eastside | 7.5% | 10.4% | 54.1% | 4.3% | 17.9 | 2.1 | 1.1 |
| Staten Island | South Beach/Tottenville | 7.4% | 10.6% | 23.8% | 2.1% | 4.5 | 4.0 | 3.4 |
| Manhattan | Greenwich Village/Soho | 7.1% | 8.3% | 15.5% | 1.7% | 2.1 | 1.1 | 1.1 |
| Brooklyn | Bensonhurst/Bay Ridge | 6.9% | 10.6% | 55.7% | 5.2% | 15.2 | 4.5 | 2.7 |
| Queens | Ridgewood/Forest Hills | 6.9% | 9.3% | 44.9% | 5.1% | 15.4 | 3.3 | 2.6 |
| Queens | Fresh Meadows | 6.8% | 8.7% | 42.0% | 3.9% | 9.6 | 2.9 | 1.6 |
| Brooklyn | Downtown/Heights/Slope | 6.8% | 9.0% | 28.8% | 2.6% | 18.6 | 2.8 | 1.8 |
| Queens | West Queens | 6.8% | 10.8% | 78.1% | 8.9% | 33.3 | 4.3 | 3.0 |
| Queens | Bayside/Little Neck | 6.7% | 8.7% | 27.5% | 2.6% | 4.1 | 2.0 | 2.0 |
| Brooklyn | Borough Park | 6.2% | 8.6% | 72.5% | 3.5% | 20.1 | 2.3 | 1.4 |
| Queens | Flushing/Clearview | 6.2% | 8.4% | 61.3% | 5.2% | 10.1 | 2.8 | 1.9 |
| Brooklyn | Sunset Park | 5.8% | 8.5% | 90.0% | 4.0% | 37.5 | 2.1 | 1.7 |
| Brooklyn | Greenpoint | 5.4% | 8.2% | 62.1% | 3.4% | 16.6 | 2.5 | 1.8 |

Source: 2010-2012 New York State Vital Statistics County/ZIP Code Perinatal Data Profile as of March, 2014, accessed December, 6 2014, <http://www.health.ny.gov/statistics/chac/perinatal/index.htm>.

* Preterm Births –prior to 37 weeks of gestation; Low Birth Weight– weight between 100-2499 grams; Late or No Prenatal care– initiated during the third trimester of pregnancy or not at all; Teen Birth – Births to females ages 15-19; Infant Deaths –occurred at less than twelve months of age; Neonatal Deaths –occurred at less than 28 days of age. Total Births are over three year time period.

Appendix 3. Evaluation of 2013 Implementation Plan

| Significant Health Need Identified in 2013 CHNA | Planned Activities Listed in the 2013 Implementation Strategy | Was the Activity Implemented? (Yes/No) | Result or Impact | Supporting Data and Data Sources |
|---|---|--|------------------|---|
| Diabetes | Provide "One Stop Shopping" Care through Designated Diabetes Clinic Sessions within Primary Care Medicine | Yes | | <p>Goal: improve health education and self-management for patients with Hgb>9 or other indicators of a poorly controlled condition.</p> <p>Plan: Comprehensive, one-stop diabetes care is provided foremost by the hospital's primary care teams, but also in designated diabetes clinic sessions within primary care medicine or in the hospital's endocrinology specialty clinic. In 2015 the hospital began working in partnership with Neighborhood Diabetes, which provides discount diabetic testing supplies on site as well as in-depth teaching in their proper use, and in 2016 is piloting a community-based patient engagement program that pairs patients with health coaches who motivate compliance with diabetic treatment plans (as well as treatments plans for other chronic illnesses) through supportive in-person visits at home or other community locations.</p> <p>Outcome: tracking of patients who are self-monitoring has begun and will continue.</p> |
| Diabetes | Provide Management and Education Services through Clinic Sessions | | | |
| Diabetes | Facilitate Direct Communication with Providers through House Calls Telehealth Program | | | |
| Diabetes | Expand Access to Diabetes Educators | | | |
| Diabetes | Engage Patients in Self-Direction and Proactive Involvement in Care by Improving Access Via the Electronic Health Record System | | | |
| Obesity | Conduct BMI for Each Patient at Every Visit | Yes | | <p>Goal: Teaching patients and families in two high risk populations how to reduce obesity through education and behavior modification.</p> <p>Plan: For children who are overweight or obese, the Pediatrics Department has developed a standardized obesity protocol for all patients and their families which incorporates standards of care and targeted metabolic screenings, while also addressing and treating co-morbidities such as hypertension and diabetes. The hospital also undertakes targeted outreach to patients and their families to raise awareness of indicators for obesity, especially in families where a parent is also obese. The health educator and other staff work closely with the hospital's outreach team to provide education at local schools, PTA meetings, churches, community-based organizations, health fairs, and other community activities.</p> <p>Behavioral Health Services addresses obesity in both its inpatient and outpatient settings. For outpatients, Community Support Services/Continuing Day Treatment serves approximately 70 patients, and offers daily groups such as "Waist Watchers", "Healthy Eating", "Healthy Lifestyles", as well as "Move Your Imagination", a group that concentrates on stretching and exercise. In the 6 inpatient units, Head Nurses run daily groups on medication education, including managing side effects such as weight gain and increased appetite. One unit is piloting an educational program that identifies patients with co-morbidities related to obesity and educates them in the "Plate" method of healthy diet.</p> <p>Outcome: at discharge about 85% of patients can articulate the means of maintaining a healthy diet for themselves and the goal is to reach 95% in 2016 and to expand it to other units. Child and Adolescent inpatients have gym classes provided by the Department of Education, and adult inpatients may also use the gymnasium, or participate in groups centered upon movement and stretching or sound nutrition. The hallways have been marked with milestones to encourage patients to keep track of the distances they walk during their stay. Nutritionists and other health educators also utilize the weekly Farmers Market sponsored by the hospital to provide periodic classes on healthy food choices.</p> |
| Obesity | Include Weight Loss Goals in Obese Patients Treatment Plan | | | |
| Obesity | Offer Get Fit! Classes Weekly | | | |
| Obesity | Develop Obesity Action Plan for Pediatric Patient and Families | | | |
| Asthma | Provide Culturally-Sensitive, Bilingual Education for Patients and Families through Children's Asthma Program (CAP) | Yes | | <p>Goal: reduce emergency visits and hospitalizations for asthma and improve the control of asthma symptoms for adults with difficult-to-manage asthma, as reflected by hospitalizations, recurrent emergency visits, or frequent requirement for oral steroids.</p> |

| Significant Health Need Identified in 2013 CHNA | Planned Activities Listed in the 2013 Implementation Strategy | Was the Activity Implemented? (Yes/No) | Result or Impact | Supporting Data and Data Sources |
|---|---|--|------------------|---|
| | | | | <p>Plan: The program and its clinic provide culturally-sensitive, bilingual education for patients and their families. Staff includes a pulmonologist and allergy/immunology specialist, health educator, and a registered nurse. The team reviews all asthma-related hospital admissions and emergency room visits, and provides follow up appointments, home visits, and intensive case management is provided as necessary. The hospital also works with the DOHMH East Harlem Asthma Center of Excellence to expedite control of environmental triggers and implement pest control strategies.</p> <p>Outcome: Effective preventive care is demonstrated by a reduction in hospital admissions. Using claims data for patient patients who are members of MetroPlus, the NYC Health + Hospitals health plan, and who receive their primary care from a provider within the public hospital system, pediatric asthma-related hospital admissions have been reduced from 3.18% in 2010 to 2.14% for 2014.</p> |
| Asthma | Offer Adult Asthma/Primary Care Services in Clinics | Yes | | <p>Goal: reduce emergency visits and hospitalizations for asthma and improve the control of asthma symptoms for adults with difficult-to-manage asthma, as reflected by hospitalizations, recurrent emergency visits, or frequent requirement for oral steroids.</p> <p>Plan: To continue to improve the services and outreach of the special adult asthma clinic. The clinic currently offers daily sessions, provides treatment of acute exacerbations and patients referred from the adult ED are assured an appointment within two weeks of their ED visit. Continue to monitor the overall return rate to the ED within 7 days for asthma, assess the numbers of hospitalizations and ED visits of patients managed in the Special Adult Asthma Clinic. This clinic is in addition to a traditional asthma clinic held on Monday afternoons where patients are referred for assistance in asthma management.</p> <p>Outcome: Effective preventive care is demonstrated by a reduction in hospital admissions. Using claims data for patient patients who are members of MetroPlus, the NYC Health + Hospitals health plan, and who receive their primary care from a provider within the public hospital system, asthma-related hospital admissions among adults have been reduced from 1.54% in 2010 to 0.74% in 2014.</p> |
| Hypertension | Provide Blood Pressure Screenings in Clinics and at Community Events | | | <p>Goal: The staff of NYC Health + Hospitals / Metropolitan reflects the diverse multi-ethnic character of our community and our outreach to the community is multipronged and systematic. Outreach events play a substantial role in identifying undiagnosed chronic conditions such as Hypertension, educating the community on the system's services and introducing other community organizations for community support services.</p> |
| Hypertension | Expand Community Based Clinical and Educational Services | | | <p>Plan: Utilize and leverage community events to reach goals</p> <p>Outcome: Metropolitan conducted a number of outreach events in 2015, including the annual Power of Aging Well Festival (draws 800 seniors with staff providing glucose, blood pressure and BMI screenings, medical consultations with residents, as well introductions to thirty community-based organization partners who shared information on support services for seniors) and the Metropolitan Hospital food market (offers affordable staple foods to the community as well as educational opportunities).</p> |
| Heart Disease | Reduce Fragmented Care Delivery During Transitions from One Level of Care to Another through Project RED (Re- | | | <p>Goal: reduce repeat hospitalizations of heart failure patients</p> <p>Plan: Its main components include medication reconciliation; patient engagement and education; linkages to physicians</p> |

| Significant Health Need Identified in 2013 CHNA | Planned Activities Listed in the 2013 Implementation Strategy | Was the Activity Implemented? (Yes/No) | Result or Impact | Supporting Data and Data Sources |
|---|---|--|------------------|---|
| | Engineered Discharge) | | | and timely follow-up appointments, referrals for post-acute (home care) services; and telephone reinforcement calls post discharge. This program currently focuses on patients with congestive heart failure and patients recovering from acute myocardial infarction, and has been replicated for patients with severe asthma and chronic obstructive pulmonary disease. Outcome: Met's Adjusted readmission rate for chronic conditions decreased from 10.2% in 2009 to 7.0% in 2014. |
| Behavioral/Mental Health & Substance Abuse | Provide Support Services and Blood Pressure, Glucose and Drug Screenings through Assertive Community Treatment (ACT) Program | Yes | | Name: MHC Behavioral Health Initiatives Goal: to provide comprehensive outpatient and inpatient services to patients with emotional, psychiatric, behavioral or chemical dependency related issues |
| Behavioral/Mental Health & Substance Abuse | Provide Comprehensive Outpatient and Inpatient Services to Patients with Addictive Behaviors through the Addiction Recovery Center, the Methadone Treatment Program and the inpatient Drug Detoxification Program | | | Plan: Adult Outpatient Mental Health Clinic patient have access to an Internist embedded within the clinic who is available to see patients without a primary care physician, or patients not feeling well on the day of their mental health appointments. Adult Outpatient Mental Health Clinic patients are offered HIV screenings while they wait to be seen, and all confirmed positive patients are offered links to care. |
| Behavioral/Mental Health & Substance Abuse | Provide Depression Screenings to Every Primary Care Patient | | | Methadone patients are screened annually for Hepatitis C, and any who are confirmed as active for Hepatitis C are offered links to treatment. Methadone patients who use tobacco are offered nicotine-replacement therapy and attendance in weekly smoking cessation groups. Methadone patients' medical appointments are tracked by the program staff to better insure overall wellness. Assertive Community Treatment patients are monitored for psychiatric hospital admissions and their treatment plans are revised accordingly. |
| Behavioral/Mental Health & Substance Abuse | Offer Smoking Cessation Group Weekly in the Adult Inpatient Mental Health Units and Implement Similar Program in Child/Adolescent Unit | | | Medical Primary Care patients are part of an integrative model program where those screened as positive for depression are offered treatment for depression by their primary care physician in consultation with a Behavioral Health Specialist. |
| Behavioral/Mental Health & Substance Abuse | Implement "Build-A-Bear" Program for Pediatric Patients | | | Outcome: tracking patients to detect effect of early intervention, especially regarding HIV and HepC screenings. |

Appendix 4. Community Resources

Appendix 4 is a listing of health and social services available to low-income, uninsured, and underinsured individuals in the neighborhoods included in the primary service area of NYC Health + Hospitals, sorted by borough and neighborhood. Organization services are in the following categories: Dental, Vision, Adult Day Health, Health center, Insurance enrollment, Home Health, Hospital, Nursing Home, Prescription Drug, Immigration Support, Mental Health-Inpatient, Mental Health-Ambulatory, Substance Use, Social Services, Financial Assistance, and Wellness/Prevention.

Source: Health Information Tool for Empowerment (HITE), a program of the not-for-profit Foundation affiliate of the Greater New York Hospital Association (GNYHA). <http://www.hitesite.org/Default.aspx>. Accessed 3/11/2016.

| Organization | Address | Dental | Vision | Adult Day | Health center | Insurance | Home Health | Hospital | Nursing Home | Prescription drug | Immigration | Mental Health-IP | Mental Health-OP | Substance Use | Social Services | Financial | Wellness/ |
|---|---|--------|--------|-----------|---------------|-----------|-------------|----------|--------------|-------------------|-------------|------------------|------------------|---------------|-----------------|-----------|-----------|
| Bronx: | | | | | | | | | | | | | | | | | |
| Fordham- Bronx Park | | | | | | | | | | | | | | | | | |
| AHRC - Article 16 Clinic (Bronx) | 2488 Grand Concourse, 3rd Floor Room 337, Bronx, NY 10458 | | | | | | | | | | | | Y | | Y | | |
| AHRC - Bronx Community Rehabilitation and Training Center | 3600 Jerome Avenue, 1st Floor, Bronx, NY 10467 | | | | | | | | | | | | | | Y | | |
| AHRC - Bronx Early Childhood Direction Center | 2488 Grand Concourse, Room 303, Bronx, NY 10458 | | | | | | | | | | | | | | Y | | |
| AHRC - Family Reimbursement: The Francesca Nicosia Fund | 2488 Grand Concourse, Room 404, Bronx, NY 10458 | | | | | | | | | | | | | | Y | Y | |
| Astor Child Guidance Services - Tilden OPC | 750 Tilden Street, Bronx, NY 10467 | | | | | | | | | | | Y | | | | | |
| Bainbridge Nursing and Rehabilitation Center, LLC | 3518 Bainbridge Avenue, Bronx, NY 10467 | | | Y | | | | | Y | | | | | | | | |
| Bedford Park Senior Center | 243 East 204th Street, Bronx, NY 10458 | | | | | | | | | | | | | | Y | | |
| BOOM!Health - Main Office | 540 East Fordham Road, Bronx, NY 10458 | | | | | | | | | | | | | | Y | | Y |
| Bronx Jewish Community Council | 2930 Wallace Avenue, Bronx, NY 10467 | | | | | Y | | | | Y | | | | | Y | Y | |
| Bronx Park Rehabilitation & Nursing Center | 3845 Carpenter Avenue, Bronx, NY 10467 | | | | | | | | Y | | | | | | | | |
| Bronx SBDC - Lehman College Campus | 250 Bedford Park Boulevard, Bronx, NY 10468 | | | | | Y | | | | | | | | | | | Y |
| Bronx Vet Center | 2471 Morris Ave, Suite 1A, Bronx, NY 10468 | | | | | | | | | | | | Y | | Y | | |
| Bronx Women's Business Resource Center | 2488 Grand Concourse, Suite 321-B, Bronx, NY 10458 | | | | | | | | | | | | | | | | Y |
| BronxCare - Autism Treatment and Advocacy Center | 2432 Grand Concourse, Bronx, NY 10468 | Y | | | Y | | | | | | | | | | | | Y |
| BronxCare - Poe Medical and Dental Center | 2432 Grand Concourse, Bronx, NY 10458 | Y | | | Y | Y | | | | | | | | | | | Y |
| Bronxwood Home for the Aged | 799 East Gun Hill Road, Bronx, NY 10467 | | | | | | Y | | Y | | | | | | Y | | |
| BronxWorks - Bedford Park Center | 2925 Grand Concourse, (entrance on 199th Street), Bronx, NY 10468 | | | | | | | | | | | | | | Y | | |
| CenterLight Health System - Home Health Care Training Program - Bronx | 2275 Olinville Avenue, Lower Level, Bronx, NY 10467 | | | | | | | | | | | | | | Y | | |
| CenterLight Health System - Skilled Nursing | 612 Allerton Avenue, Bronx, NY 10467 | | | | | | Y | | Y | | | | | | | | |
| Cerebral Palsy Associations of New York State - Article 16 Clinic - Bronx Comprehensive Care Center | 2432 Grand Concourse, Bronx, NY 10467 | | | | Y | | | | | | | Y | | | Y | | |
| Children's Hospital at Montefiore - Adolescent AIDS Program | 3514 Wayne Avenue, Bronx, NY 10467 | | | | Y | | | | | | | | | | Y | | Y |
| Council of Belmont Organizations (COBO) | 630 East 187th Street, Bronx, NY 10458 | | | | | | | | | | | | | | Y | | |
| Creston Avenue Baptist Church - Food Pantry and Soup Kitchen | 114 East 188th Street, Bronx, NY 10468 | | | | | | | | | | | | | | Y | Y | |
| Davidson Pediatric Center - Comprehensive Pediatrics Care, PC | 2400 Davidson Avenue, Bronx, NY 10468 | | | | Y | | | | | | | | | | | | |
| Fordham Bedford Community Services | 2715 Bainbridge Avenue, Bronx, NY 10458 | | | | | | | | | | Y | | | | Y | | |
| Fordham-Tremont CMHC - Community Recovering Services | 2021 Grand Concourse, 6th Floor, Bronx, NY 10458 | | | | | | | | | | | | Y | | | | |
| Fordham-Tremont CMHC - Rev. David Casella Children's Services (DCCS) | 260 East 188th Street, 5th Floor, Bronx, NY 10458 | | | | | | | | | | | | Y | | Y | | |
| Good Shepherd Services - Beacon MS 45 Counseling Prevention Program/Family Empowerment Program | 685 East 187th Street, 2nd Floor, Bronx, NY 10458 | | | | | | | | | | | | | | | | Y |
| Good Shepherd Services - Community Center Beacon at MS 45 | 2502 Lorillard Place, Bronx, NY 10458 | | | | | | | | | | | | | | | | Y |
| Goodwill Industries - Family Reimbursement Program | 2432 Grand Concourse, 2nd Floor, Bronx, NY 10458 | | | | | | | | | | | | | | | | Y |
| Healthy Families Morris Heights at Morris Heights Health Center | 2306 Walton Avenue and 183rd, Health Connections, Bronx, NY 10468 | | | | | Y | | | | | | | | | | | Y |
| James J. Peters VA Medical Center - Outpatient Services | 130 West Kingsbridge Road, Bronx, NY 10468 | | | | Y | | | | | | | Y | Y | Y | Y | | |
| James J. Peters VA Medical Center | 130 West Kingsbridge Road, Bronx, NY 10468 | | | | | | | Y | Y | | | | | | Y | | Y |
| JASA - Geriatric Mental Health Outreach Service | 1 Fordham Plaza, Suite 908, Bronx, NY 10458 | | | | | | Y | | | | | | Y | | Y | | |
| JBFC - Genesis | PO Box 45, Bronx, NY 10468 | | | | | | | | | | | | | | | | Y |
| JBFC - Ittleton Holland Avenue Community Residence | 2215 Holland Avenue, Bronx, NY 10467 | | | | | | | | | | | | | | | | Y |
| JBFC - Pelham Family Center | 2250 Holland Avenue, Bronx, NY 10467 | | | | | | | | | | | | | | | | Y |
| JBFC - Personalized Recovery Oriented Services (PROS) Possibilities - Bronx | 3600 Jerome Avenue, The Harry & Jeanette Weinberg Mental Health Center, Bronx, NY 10467 | | | | | | | | | | | | Y | | | | |
| JBFC - The Harry Blumenfeld Pelham Counseling Center | 750 Astor Avenue, 2nd Floor, Bronx, NY 10467 | | | | | | | | | | | | Y | | Y | | |
| JBFC - The Honorable Caroline K. Simon Counseling Center - Bronx | 3600 Jerome Avenue, The Harry & Jeanette Weinberg Mental Health Center, Bronx, NY 10467 | | | | | | | | | | | | Y | Y | | | |
| JBFC - White Plains Road Service - CR/SRO | 3735 White Plains Road, Bronx, NY 10467 | | | | | | | | | | | | | | | | Y |
| Jewish Home Lifecare - Bronx Division | 100 West Kingsbridge Road, Harry and Jeanette Weinberg Campus, Bronx, NY 10468 | | | Y | | | Y | | Y | | | | | | | | Y |
| Kingsbridge Heights Community Center - Changing Futures - Fordham Annex | 538 East Fordham Road, Bronx, NY 10458 | | | | | | | | | | | | | | | | Y |
| Madison Square Boys and Girls Club - Columbus Clubhouse | 543 East 189th Street, Bronx, NY 10458 | | | | | | | | | | | | | | | | Y |
| Mekong NYC | 2471 University Avenue, Bronx, NY 10468 | | | | | Y | | | | | Y | | | | | | Y |
| Mental Health Association - Supported Housing Program | 2488 Grand Concourse, Suite 403, Bronx, NY 10458 | | | | | | | | | | | | | | | | Y |
| Mind-Builders Creative Arts Center | 3415 Olinville Avenue, Bronx, NY 10467 | | | | | | | | | | | | | | | | Y |
| Montefiore Medical Center - AIDS Center | 3444 Kossuth Avenue, 3rd Floor, Bronx, NY | | | | Y | Y | | | | | | | | | | | Y |

| Organization | Address | Dental | Vision | Adult Day | Health center | Insurance | Home Health | Hospital | Nursing Home | Prescription drug | Immigration | Mental Health-IP | Mental Health-OP | Substance Use | Social Services | Financial | Wellness/ |
|---|--|--------|--------|-----------|---------------|-----------|-------------|----------|--------------|-------------------|-------------|------------------|------------------|---------------|-----------------|-----------|-----------|
| | 10467 | | | | | | | | | | | | | | | | |
| Montefiore Medical Center - Center for Positive Living | 3444 Kossuth Avenue, Family Care Center Building, 3rd Floor, Bronx, NY 10467 | | | | Y | | | | | | | | Y | | Y | | Y |
| Montefiore Medical Center - Child Advocacy Center | 3314 Steuben Avenue, Bronx, NY 10467 | | | | Y | Y | | | | | | | | | | | |
| Montefiore Medical Center - Community Health | 111 East 210th Street, Bronx, NY 10467 | | | | | | | | | | | | | | | | Y |
| Montefiore Medical Center - Department of Child Outpatient Psychiatry | 3340 Bainbridge Avenue, Bronx, NY 10467 | | | | | | | | | | | | Y | | | | |
| Montefiore Medical Center - Department of Dentistry - Centennial II Site | 3332 Rochambeau Avenue, Bronx, NY 10467 | Y | | | | | | | | | | | | | | | |
| Montefiore Medical Center - Department of Dentistry - Schiff Pavilion | 3444 Kossuth Avenue, First Floor, Bronx, NY 10467 | Y | | | | | | | | | | | | | | | |
| Montefiore Medical Center - Family Learning Place | 3415 Bainbridge Avenue, Bronx, NY 10467 | | | | | | | | | | | | | | Y | | |
| Montefiore Medical Center - Greene Medical Arts Pavilion | 3400 Bainbridge Avenue, Eighth Floor, Bronx, NY 10467 | | | | Y | Y | | | | | | | | | | | Y |
| Montefiore Medical Center - Medical Group University Avenue Family Practice | 105 W 188th Street, Bronx, NY 10468 | | | | Y | Y | | | | | | | | | Y | | Y |
| Montefiore Medical Center - Moses Campus | 111 East 210th Street, Bronx, NY 10467 | | | | | | | Y | | | | | | | | | Y |
| Montefiore Medical Center - Narcolepsy Institute | 111 East 210th Street, New York, NY 10467 | | | | | | | | | | | | | | Y | | |
| Montefiore Medical Center - Oval Center | 3230 Bainbridge Avenue, Bronx, NY 10467 | | | | Y | | | | | | | | | | Y | | Y |
| Montefiore Medical Center - Substance Abuse Treatment Program Unit I | 3550 Jerome Avenue, Bronx, NY 10467 | | | | | | | | | | | | | Y | | | |
| Montefiore Medical Center - WIC Program - Fordham Plaza | 1 Fordham Plaza, 5th Floor, Bronx, NY 10458 | | | | | | | | | | | | | | | Y | Y |
| Montefiore Medical Group - Family Care Center | 3444 Kossuth Avenue, Bronx, NY 10467 | | | | Y | Y | | | | | | | | | | | Y |
| Montefiore Medical Group - Family Health Center | 1 Fordham Plaza, 5th Floor, Bronx, NY 10458 | | | | Y | Y | | | | | | | | | | | Y |
| Montefiore Medical Group - Grand Concourse Site | 2532 Grand Concourse, Bronx, NY 10458 | | | | Y | Y | | | | | | | | | | | Y |
| Mosholu Montefiore Community Center - College Bound Program | 3512 DeKalb Avenue, Basement, Bronx, NY 10467 | | | | | | | | | | | | | | Y | | |
| Mosholu Montefiore Community Center - Edenwald Center | 1150 E 229th Street, Bronx, NY 10467 | | | | | | | | | | | | | | Y | | |
| Mosholu Montefiore Community Center - Main Office | 3450 DeKalb Avenue, Bronx, NY 10467 | | | | | | | | | | Y | | | | Y | | |
| Mosholu Montefiore Community Center - Senior Services | 3450 DeKalb Avenue, Bronx, NY 10467 | | | | | | | | | | | | | | Y | | |
| Mosholu Parkway Nursing and Rehabilitation Center, LLC | 3356 Perry Avenue, Bronx, NY 10467 | | | | | | | | Y | | | | | | | | |
| Mount Carmel Center for Senior Citizens | 2405 Southern Boulevard, Bronx, NY 10458 | | | | | | | | | | | | | | Y | | |
| New York Center for Infants and Toddlers - Bronx | 2336 Andrews Ave, 2nd Floor, Bronx, NY 10468 | | | | | | | | | | | | | | Y | | |
| New York State Division of Human Rights - Bronx | One Fordham Plaza, 4th Floor, Bronx, NY 10458 | | | | | | | | | | | | | | Y | | |
| North Central Bronx Hospital - Adult Primary Care Clinic | 3424 Kossuth Avenue, 3rd floor, Bronx, NY 10467 | | | | Y | | | | | | | | | | | | |
| North Central Bronx Hospital - Partial Hospitalization Program | 3424 Kossuth Ave, Unit 11A, Bronx, NY 10467 | | | | | | | | | | | | Y | | | | |
| North Central Bronx Hospital - Pediatric Clinic | 3424 Kossuth Avenue, 4th Floor, Bronx, NY 10467 | | | | Y | | | | | | | | | | | | Y |
| North Central Bronx Hospital - Psychiatric Emergency Services | 3424 Kossuth Avenue, Room 1D-01, Bronx, NY 10467 | | | | | | | | | | | | Y | | | | |
| North Central Bronx Hospital - Special Care Unit | 3424 Kossuth Avenue, 10-A, Bronx, NY 10467 | | | | Y | | | | | | | | | | Y | | Y |
| North Central Bronx Hospital - WIC Program | 3424 Kossuth Avenue, 3rd Floor, Room 3G-06, Bronx, NY 10467 | | | | | | | | | | | | | | | Y | Y |
| North Central Bronx Hospital | 3424 Kossuth Avenue, Bronx, NY 10467 | | | | | | | Y | | | | | | | | | |
| Our Lady of Refuge - Food Pantry | 290 East 196th Street, Bronx, NY 10458 | | | | | | | | | | | | | | Y | | |
| Paradise Transitional Housing Program | 2395 Grand Concourse, Bronx, NY 10468 | | | | | | | | | | | | | | Y | | |
| Parkchester Enhancement Program for Seniors | 1525 Unionport Road, Apartment #ME, Bronx, NY 10467 | | | | | | | | | | | | | | Y | | |
| Part of the Solution (P.O.T.S.) | 2759 Webster Ave., Bronx, NY 10458 | | | | | Y | | | | | | | | | Y | | Y |
| Pentecostal Care Community Outreach | 621 East 216th Street, Bronx, NY 10467 | | | | | | | | | | | | | | Y | | Y |
| Presbyterian Senior Services (PSS) - Parkside Neighborhood Center | 644 Adeo Avenue, Bronx, NY 10467 | | | | | | | | | | | | | | Y | | |
| Puerto Rican Family Institute - Intermediate Care Facility III | 194 West 180th Street, Bronx, NY 10467 | | | | | | | | | | | | | | Y | | |
| Regional Aid for Interim Needs (RAIN) - Boston Road Senior Center | 2424 Boston Road, Bronx, NY 10467 | | | | | | | | | | | | | | Y | | |
| Regional Aid for Interim Needs (RAIN) - Gunhill Senior Center | 3377 White Plains Road, Bronx, NY 10467 | | | | | | | | | | | | | | Y | | |
| Regional Aid for Interim Needs (RAIN) - Multi-Services for Seniors | 3377 White Plains Road, Bronx, NY 10467 | | | | | | | | | | | | | | Y | | Y |
| Saint James Recreation Center | 2530 Jerome Avenue, Bronx, NY 10468 | | | | | | | | | | | | | | Y | | Y |
| St. Rita's Center for Immigrant and Refugee Services | 2342 Andrews Avenue, Bronx, NY 10468 | | | | | | | | | | Y | | | | Y | | |
| SUNY North Bronx Career Counseling & Outreach Center | 2901 White Plains Road, Bronx, NY 10467 | | | | | | | | | | | | | | Y | | |
| The Children's Hospital at Montefiore - Endocrinology Department | 3415 Bainbridge Avenue, Bronx, NY 10467 | | | | Y | | | | | | | | | | | | |
| The Children's Hospital at Montefiore | 111 E 210th St., Bronx, NY 10467 | | | | | | | Y | | | | | | | | | |
| The Institutes of Applied Human Dynamics - Bronx Residential Services | 3625 Banbridge Avenue, Bronx, NY 10467 | | | | | | | | | | | | | | Y | | |
| Thorpe Family Residence & Community Services - | 406 East 184th Street, Bronx, NY 10458 | | | | | | | | | | | | | | Y | | |

| Organization | Address | Dental | Vision | Adult Day | Health center | Insurance | Home Health | Hospital | Nursing Home | Prescription drug | Immigration | Mental Health-IP | Mental Health-OP | Substance Use | Social Services | Financial | Wellness/ |
|--|---|--------|--------|-----------|---------------|-----------|-------------|----------|--------------|-------------------|-------------|------------------|------------------|---------------|-----------------|-----------|-----------|
| Park Avenue Thorpe | | | | | | | | | | | | | | | | | |
| Tolentine Zeiser Community Life Center - Sammon Build Center | 2294-96 Grand Avenue, Bronx, NY 10468 | | | | | | | | | | | | | | Y | | |
| Tolentine-Zeiser Community Life Center | 2345 University Avenue, Bronx, NY 10468 | | | | | | | | | | | | | | Y | | |
| Tri Center - Bronx | 2488 Grand Concourse, 4th Floor, Bronx, NY 10458 | | | | | | | | | | | | Y | Y | | | |
| Union Community Health Center - Fordham Plaza | 470 East Fordham Road, Bronx, NY 10458 | | Y | | Y | | | | | | | | | | | | |
| Union Community Health Center - Main Facility | 260 East 188th Street, Bronx, NY 10458 | Y | Y | | Y | | | | | | | Y | | | Y | Y | Y |
| United Cerebral Palsy of NYC - Day Habilitation Services - Bronx | 2432 Grand Concourse, 3rd Floor, Bronx, NY 10458 | | | | | | | | | | | | | | Y | | |
| United Cerebral Palsy of NYC - Transitional Opportunities Program (TOP) Day Habilitation | 24-32 Grand Concourse, 3rd Floor, Bronx, NY 10468 | | | | | | | | | | | | Y | | Y | | |
| University Nursing Home, LLC | 2505 Grand Avenue, Bronx, NY 10468 | | | | | | | | Y | | | | | | | | |
| Wayne Center for Nursing and Rehabilitation, LLC | 3530 Wayne Avenue, Bronx, NY 10467 | | | | | | | | Y | | | | | | | | |
| Workforce1 Career Center - Bronx | 400 East Fordham Road, Entrance on Webster Ave, Bronx, NY 10458 | | | | | | | | | | | | | | Y | | |
| YAI - New York League for Early Learning - Harry H. Gordon Preschool & Early Intervention Center | 2465 Bathgate Avenue, Bronx, NY 10458 | | | | | | | | | | | | | | Y | | |
| Highbridge- Morrisania | | | | | | | | | | | | | | | | | |
| 163rd Street Improvement Council | 490 East 167th Street, Bronx, NY 10456 | | | | | | | | | | | | | | Y | | |
| Albert Einstein College of Medicine - Substance Abuse Div.-Central Intake/Melrose Ontrack Clinic | 260 East 161st Street, T Level, Bronx, NY 10451 | | | | | | | | | | | | | | Y | | Y |
| Argus Career Training Institute (ACT I) | 760 East 160th Street, 3rd Floor, Bronx, NY 10456 | | | | | | | | | | | | | | Y | | |
| Argus Community - ACCESS I & II | 760 East 160th Street, Bronx, NY 10456 | | | | | | | | | | | | | | Y | Y | |
| Argus Community - Elizabeth L. Sturz Center | 760 East 160th Street, Bronx, NY 10456 | | | | | | | | | | | Y | Y | Y | Y | | Y |
| Argus Community - Harbor House II | 760 East 160th Street, Bronx, NY 10456 | | | | | | | | | | | | | | Y | | |
| Ariva, Inc. | 69 East 167th Street, Bronx, NY 10452 | | | | | | | | | | | | | | Y | | |
| Arturo Schomberg Senior Center | 1315 Franklin Avenue, Bronx, NY 10456 | | | | | | | | | | | | | | Y | | |
| Astor Child Guidance Services - Highbridge Clinic | 1419 Shakespeare Avenue, Bronx, NY 10452 | | | | | | | | | | | | Y | | | | |
| BASICS - Adolescent and Adult Outpatient Program | 488 East 164th Street, Bronx, NY 10456 | | | | | | | | | | | | | | Y | | |
| Boom!Health - Harm Reduction | 226 East 144th Street, Bronx, NY 10451 | | | | | | | | | | | | | | Y | | Y |
| Brightpoint Health - Bronx Adult Day Health Care Program | 1545 Inwood Avenue, Bronx, NY 10452 | | | | | | | | | | | | | | Y | | |
| Bronx Defenders | 360 East 161st Street, Bronx, NY 10451 | | | | | | | | | | Y | | | | Y | Y | |
| Bronx District Attorney - Crime Victims Assistance Unit | 198 East 161st Street, 5th floor, Bronx, NY 10451 | | | | | | | | | | Y | | | | | | |
| Bronx SCAN (Supportive Children's Advocacy Network) | 1377 Jerome Avenue, Bronx, NY 10452 | | | | | | | | | | | | | | Y | Y | |
| BronxCare - Child and Adolescent Inpatient Service | 1276 Fulton Avenue, 5th Floor, Bronx, NY 10456 | | | | | | | | | | | Y | | | | | |
| BronxCare - Crotona Park Family Practice | 1591 Fulton Avenue, Bronx, NY 10456 | | | | Y | Y | | | | | | | | | | | Y |
| BronxCare - Fulton Family Practice Center | 1276 Fulton Avenue, 3rd Floor, Bronx, NY 10456 | | | | Y | Y | | | | | | | | | | | Y |
| BronxCare - Ogden Family Medical & Dental Center | 1067 Ogden Avenue, Bronx, NY 10451 | Y | | | Y | Y | | | | | | | | | | | Y |
| BronxCare - Special Care Center | 1265 Fulton Avenue, Bronx, NY 10456 | | | | | Y | | | Y | | | | | | Y | | |
| BronxCare - WIC Program | 21 East Mount Eden, Bronx, NY 10452 | | | | | | | | | | | | | | | Y | Y |
| BronxCare Adult Outpatient Center | 401 East 167th St., (Wester Avenue), Bronx, NY 10456 | | | | | | | | | | | | Y | | Y | | |
| BronxCare at Third Avenue | 2739-45 Third Avenue, Bronx, NY 10451 | Y | Y | | Y | Y | | | | | | | | | | | Y |
| Bronx-Lebanon Hospital Center - Fulton Division | 1276 Fulton Avenue, Bronx, NY 10456 | | | | | Y | | Y | | | | | | | | | |
| BronxWorks - Community Center at Grand Concourse | 1130 Grand Concourse, Bronx, NY 10456 | | | | | Y | | | | | | | | | Y | Y | Y |
| BronxWorks - Melrose Eviction Prevention Services | 1130 Grand Concourse, Bronx, NY 10456 | | | | | | | | | | | | | | Y | Y | |
| BronxWorks - Townsend Avenue | 1477 Townsend Avenue, Bronx, NY 10452 | | | | | | | | | | | | | | Y | Y | |
| City-Pro Group Inc. - Bronx | 329 East 149th St, Bronx, NY 10451 | | | | | | | | | | | | | | Y | | |
| Claremont Neighborhood Center | 489 East 169th Street, Bronx, NY 10456 | | | | | | | | | | | | | | Y | | |
| Community Connections for Youth | 369 East 149th Street, 7th Floor, Bronx, NY 10456 | | | | | | | | | | | | | | Y | | |
| Concourse Rehabilitation and Nursing Center, Inc. | 1072 Grand Concourse, Bronx, NY 10456 | | | | | | | | Y | | | | | | | | |
| Concourse Village Special Adult Senior Center | 773 Concourse Village East, #LD, Bronx, NY 10451 | | | | | | | | | | | | | | Y | | |
| Daniel Webster Houses Child Health Center | 401 East 168th Street, Bronx, NY 10456 | | | | Y | | | | | | | | | | | | |
| Daughters of Jacob Nursing Home | 1160 Teller Avenue, Bronx, NY 10456 | | | | | | | Y | | | | | | | | | |
| Department of Homeless Services - Franklin Women's Shelter | 1122 Franklin Avenue, Bronx, NY 10456 | | | | | | | | | | | | | | Y | | |
| Dr. Martin Luther King Jr. Health Center | 1265 Franklin Avenue, Bronx, NY 10456 | Y | Y | | Y | Y | | | | | | | | Y | | | Y |
| Dr. Martin Luther King Jr. Health Center | 1265 Franklin Avenue, 3rd floor, Bronx, NY 10456 | Y | Y | | Y | Y | | | | | | | | Y | | | Y |
| EAC Network - Treatment Alternatives for Safer Communities (TASC) - Bronx | 1030 Grand Concourse, Bronx, NY 10451 | | | | | | | | | | | | | | Y | | |
| East Side House Settlement - Head Start/Day Care | 414 Morris Avenue, Bronx, NY 10451 | | | | | | | | | | | | | | Y | | |
| FEDCAP - Behavioral Health Services | 1011 Washington Avenue, Bronx, NY 10456 | | | | | | | | | | | | Y | | | | |
| Fordham-Tremont CMHC - Fordham-Tremont South | 326 East 149th Street, Bronx, NY 10451 | | | | | | | | | | | | Y | | | | |
| Fountain House Bronx- Psychosocial Clubhouse | 564 Walton Avenue, Bronx, NY 10451 | | | | | | | | | | | | | | Y | | |
| Green Chimneys - Transitional Living Program | 2417 3rd Ave, Room 606, Bronx, NY 10451 | | | | | | | | | | | | | | Y | | |
| HAC - Day Care Center | 1181 Nelson Avenue, Bronx, NY 10452 | | | | | | | | | | | | | | Y | | |

| Organization | Address | Dental | Vision | Adult Day | Health center | Insurance | Home Health | Hospital | Nursing Home | Prescription drug | Immigration | Mental Health-IP | Mental Health-OP | Substance Use | Social Services | Financial | Wellness/ |
|---|--|--------|--------|-----------|---------------|-----------|-------------|----------|--------------|-------------------|-------------|------------------|------------------|---------------|-----------------|-----------|-----------|
| HAC - Marshall England Early Learning Center, Universal Pre-K and Family Day Care | 800 Concourse Village East, Bronx, NY 10451 | | | | | | | | | | | | | | Y | | |
| Highbridge Woodcrest Center | 936 Woodcrest Avenue, Bronx, NY 10452 | | | | | | | | Y | | | | | | Y | | |
| Holy Tabernacle Church - Outreach Program | 3780 Third Avenue, Bronx, NY 10456 | | | | | | | | | | | | | | Y | Y | |
| Hope Center | 1401 University Avenue, Bronx, NY 10452 | | | | | | | | Y | | | | | | Y | | |
| Hope of Israel Senior Citizen Center | 1068 Gerard Avenue, Bronx, NY 10452 | | | | | | | | | | | | | | Y | | |
| Hostos Community College - Allied Health Career Pipeline Program | 427 Walton Avenue, Bronx, NY 10451 | | | | | | | | | | | | | | Y | | |
| Hostos Community College Immigration Center | 427 Walton Avenue, T-501, Bronx, NY 10451 | | | | | | | | | Y | | | | | | | |
| Institute for Family Health - Urban Horizons Family Health Center | 50-98 East 168th Street, Bronx, NY 10452 | | | | Y | Y | | | | | | | | | Y | | |
| Legal Aid Society - Bronx Neighborhood Office | 260 East 161st Street, 8th Floor, Bronx, NY 10451 | | | | | | | | | | | | | | Y | | |
| Legal Aid Society of New York - Bronx Criminal Practice | 260 E 161st Street, 8th-10th floor, Bronx, NY 10451 | | | | | | | | | | | | | | Y | | |
| Legal Aid Society of New York - Bronx Housing Court Office | 1118 Grand Concourse, Room 540, Bronx, NY 10451 | | | | | | | | | | | | | | Y | | |
| Legal Services NYC - Bronx | 349 East 149th Street, 10th Floor, Bronx, NY 10451 | | | | | | | | | Y | | | | | Y | | |
| LIFT - The Bronx | 349 East 149th Street, Suite 500, Bronx, NY 10451 | | | | | Y | | | | | | | | | Y | Y | |
| Lincoln Hospital - Immunotherapy Clinic | 234 East 149th Street, 2A5 Clinic-2nd Floor, Bronx, NY 10451 | | | | Y | | | | | | | | | | Y | | Y |
| Lincoln Hospital - Teen Center | 234 East 149th Street, 1st Floor, Room 1C2, Bronx, NY 10451 | | | | Y | | | | | | | | | | Y | | Y |
| Lincoln Medical and Mental Health Center - Child/Adolescent Outpatient Mental Health Clinic | 234 East 149th Street, 4th Floor, Unit 4A, Bronx, NY 10451 | | | | | | | | | | | Y | | | | | |
| Lincoln Medical and Mental Health Center - Mental Health Outpatient Clinic | 234 East 149th Street, 7th Floor, Unit 7B, Bronx, NY 10451 | | | | | | | | | | | Y | | | Y | | |
| Lincoln Medical and Mental Health Center - WIC Program | 234 East 149th Street, 1st floor, New York, NY 10451 | | | | | | | | | | | | | | | Y | Y |
| Lincoln Medical and Mental Health Center | 234 East 149th Street, Bronx, NY 10451 | | | | | | | Y | | | | | | | | | |
| Melrose Houses Child Health Clinic | 348 East 156th Street, Bronx, NY 10451 | | | | Y | Y | | | | | | | | | | | |
| Mid-Bronx Senior Citizens Council - Family Preservation Center | 1125 Grand Concourse, Bronx, NY 10451 | | | | | | | | | Y | | | | | Y | Y | Y |
| Mid-Bronx Senior Citizens Council | 900 Grand Concourse, (at 161st Street), Bronx, NY 10451 | | | | | | Y | | | | | | | | Y | | |
| Montefiore Comprehensive Health Care Center (CHCC) | 305 East 161st Street, Bronx, NY 10451 | Y | Y | | Y | Y | | | | | | | | | | | Y |
| Morrisania Diagnostic & Treatment Center | 1225 Gerard Avenue, Bronx, NY 10452 | Y | Y | | Y | Y | | | | | | Y | | | Y | | Y |
| Muslim Women's Institute for Research and Development - Community Food Pantry at Highbridge | 1363 Ogden Avenue, Bronx, NY 10452 | | | | | | | | | Y | | | | | Y | | Y |
| Narco Freedom - Alternatives Program | 528 Morris Avenue, Bronx, NY 10451 | | | | | | | | | | | | | | Y | | |
| Narco Freedom - Neighborhood & Family Community Health Center (Bronx) | 324 East 149th Street, Bronx, NY 10451 | | | | Y | | | | | | | | | | | | Y |
| Neighborhood Housing Services of New York City (NHSNYC) - South Bronx Office | 848 Concourse Village West, Bronx, NY 10451 | | | | | | | | | | | | | | | | Y |
| NEOPEDS | 800 Grand Concourse, Office # 5, Bronx, NY 10451 | | | | Y | | | | | | | | | | | | Y |
| New Settlement College Access Center | 1563 Walton Avenue, Bronx, NY 10452 | | | | | | | | | | | | | | Y | | |
| New Settlement Community Center | 1501 Jerome Avenue, Bronx, NY 10452 | | | | | | | | | | | | | | | | Y |
| New York Metropolitan Martin Luther King, Jr. Center for Nonviolence | 576 East 165th Street, Bronx, NY 10456 | | | | | | | | | Y | | | | | Y | | |
| NYC Dept. of Health - STD Control and Prevention Clinic - Morrisania | 1309 Fulton Avenue (E 169th St. off 3rd), 2nd Floor, Bronx, NY 10456 | | | | Y | | | | | | | | | | Y | | Y |
| NYPCC - Bronx Child and Family Mental Health Center | 579 Courtlandt Avenue, Bronx, NY 10451 | | | | | | | | | | | Y | | | | | |
| Patterson Houses Senior Center | 308 East 145th Street, Bronx, NY 10451 | | | | | | | | | | | | | | Y | | |
| Phipps Houses Group - Phipps Opportunity Center | 3125 Third Avenue, Bronx, NY 10451 | | | | | Y | | | | Y | | | | | Y | | |
| Planned Parenthood of New York City - Bronx Center | 349 East 149th Street, (at Courtlandt Avenue), Bronx, NY 10451 | | | | Y | | | | | | | | | | Y | | Y |
| Planned Parenthood of New York City - Project Street Beat Bronx | 349 East 149th Street, 3rd Floor, Bronx, NY 10451 | | | | | | | | | | | | | | Y | | Y |
| Presbyterian Senior Services (PSS) - Andrew Jackson Neighborhood Center | 325 East 156th Street, Bronx, NY 10451 | | | | | | | | | | | | | | Y | | |
| Presbyterian Senior Services (PSS) - Highbridge Neighborhood Center | 1181 Nelson Avenue, 2nd floor, Bronx, NY 10452 | | | | | | | | | | | | | | Y | Y | |
| Project Renewal - Leona Blanche House | 960 Tinton Avenue, Bronx, NY 10456 | | | | | | | | | | | | | | Y | | |
| Puerto Rican Family Institute, Inc - Bronx Child Preventive Program | 3251 Third Avenue, 3rd Fl., Bronx, NY 10456 | | | | | | | | | | | | | | Y | | |
| Safe Horizon/44th Precinct - Bronx Domestic Violence Department | 2 East 169th Street, Bronx, NY 10452 | | | | | | | | | | | | | | Y | | |
| Salvation Army - Citadel | 425 East 159th Street, Bronx, NY 10451 | | | | | | | | | | | | | | Y | Y | |
| Sauti Yetu Center for African Women, Inc. | 2417 3rd Avenue, Bronx, NY 10451 | | | | | | | | | Y | | | | | Y | | |
| SEBNC - After School Program | 955 Tinton Avenue, Bronx, NY 10456 | | | | | | | | | | | | | | Y | | |
| SEBNC - Best of Me Day Habilitation Program | 751 East 161st Street, Bronx, NY 10456 | | | | | | | | | | | | | | Y | | |
| SEBNC - Leisure Time I & II, Accent Cafe Recreation Programs | 3289 Third Avenue, Bronx, NY 10456 | | | | | | | | | | | | | | Y | | |

| Organization | Address | Dental | Vision | Adult Day | Health center | Insurance | Home Health | Hospital | Nursing Home | Prescription drug | Immigration | Mental Health-IP | Mental Health-OP | Substance Use | Social Services | Financial | Wellness/ |
|---|---|--------|--------|-----------|---------------|-----------|-------------|----------|--------------|-------------------|-------------|------------------|------------------|---------------|-----------------|-----------|-----------|
| SEBNC - Leisurely Yours After-School Program | 3289 Third Avenue, Bronx, NY 10456 | | | | | | | | | | | | | | Y | | |
| SEBNC - United Day Habilitation Program | 3289 Third Avenue, Bronx, NY 10456 | | | | | | | | | | | | | Y | Y | | |
| SEBNC - Youth Activity and Night Center | 955 Tinton Avenue, 1st Floor, Bronx, NY 10456 | | | | | | | | | | | | | | Y | | |
| Service For The Underserved, Inc. (SUS)- Central Admissions for Substance Abuse Treatment | 1600 Macombs Road, Bronx, NY 10452 | | | | | | | | | | | | | Y | Y | | |
| Steinway Child and Family Services - Courtlandt Avenue Clinic | 522 Courtlandt Avenue, Bronx, NY 10451 | | | | | | | | | | | | | Y | | | |
| SUS/Palladia - Comprehensive Treatment Institute - Bronx | 1366 Inwood Avenue, Bronx, NY 10452 | | | | | | | | | | | | | Y | | | |
| The Bronx Health Link | 851 Grand Concourse, Room 914, Bronx, NY 10451 | | | | | | | | | | | | | | Y | | Y |
| The Dannelisse Corporation - Bronx Office | 349 East 149th Street, Suite 605, Bronx, NY 10451 | | | | | | | | | | | | | | Y | | |
| The Momentum Project - The Church of God of Prophecy | 85 East 165th Street, Bronx, NY 10452 | | | | | | | | | | | | | | Y | | Y |
| The Neighborhood Association for Inter-Cultural Affairs (NAICA) | 1075 Grand Concourse, Suite 1B, Bronx, NY 10452 | | | | | | | | | | | | | | Y | Y | |
| University Behavioral Associates - Supporting Healthy Relationships Program | 334 East 148th Street, 2nd Floor, Bronx, NY 10451 | | | | | | | | | | | | | | Y | | Y |
| University Consultation and Treatment Center - Ehrlich Apartment Program | 1020 Grand Concourse, Suite 7, Bronx, NY 10451 | | | | | | | | | | | | | | Y | | |
| Urban Horizons Family Health Center - COMPASS Program | 50 East 168th Street, Bronx, NY 10452 | | | | Y | Y | | | | | | | | | Y | | Y |
| Volunteers of America - Eden House | 50 West Mount Eden Avenue, Bronx, NY 10452 | | | | | | | | | | | | | | Y | | |
| We Stay/Nos Quedamos, Inc. | 754 Melrose Avenue, Bronx, NY 10451 | | | | | | | | | | | | | | Y | Y | |
| West Bronx Recreation Center | 1527 Jesup Avenue, Bronx, NY 10452 | | | | | | | | | | | | | | | | Y |
| WHEDCO - Education and Youth Development | 1220 Gerard Avenue, Located within PS/MS 218, Bronx, NY 10452 | | | | | | | | | | | | | | Y | | |
| WHEDCO - Family Day Care Microenterprise Network | 50 East 168th Street, Bronx, NY 10452 | | | | | | | | | | | | | | Y | | |
| WHEDCO - Family Support Program | 50 East 168th Street, Bronx, NY 10452 | | | | | | | | | | | | | | Y | Y | |
| Woodycrest Center for Human Development, Inc. - Main Office and Work Readiness Program | 153 West 165th Street, Bronx, NY 10452 | | | | | | | | | | | | | | Y | | |
| Woodycrest Center for Human Development, Inc. - Parent Support and Out of School Time Programs | 175 West 166th Street, Room 113, Bronx, NY 10452 | | | | | | | | | | | | | | Y | | |
| YMCA of Greater New York - Y Roads Center - Bronx | 332 East 149th Street, Bronx, NY 10451 | | | | | | | | | | | | | | Y | | |
| Hunts Point- Mott Haven | | | | | | | | | | | | | | | | | |
| Abraham House | 340 Willis Avenue, Bronx, NY 10454 | | | | | | | | | | Y | | | | Y | | |
| Abundant Life Tabernacle - Food Pantry | 2692 Third Avenue, Bronx, NY 10454 | | | | | | | | | | | | | | Y | Y | |
| Acacia Network, Inc. - La Casa de la Salud/Community Health Center | 966 Prospect Avenue, Bronx, NY 10459 | Y | | | Y | | | | | | | | | | Y | | Y |
| America Works, Inc. - Back to Work Program - Bronx | 424 East 147th Street, 3rd Floor, Bronx, NY 10455 | | | | | | | | | | Y | | | | Y | | |
| ArchCare at San Vicente de Paul Skilled Nursing and Rehabilitation Center | 900 Intervale Avenue, Bronx, NY 10459 | | | | | | | | Y | | | | | | | | |
| Argus Community - Harbor House I | 402 East 156th Street, Bronx, NY 10455 | | | | | | | | | | | | | | Y | | |
| Association for Energy Affordability, Inc. (AEA) - Weatherization Assistance Program | 105 Bruckner Boulevard, Bronx, NY 10454 | | | | | | | | | | | | | | | Y | |
| Baltic Street Advocacy, Employment, and Housing (AEH), Inc. - Bronx Home Works | 369 East 148th Street, Lower Level, Bronx, NY 10455 | | | | | | | | | | | | | | Y | Y | |
| Baltic Street Advocacy, Employment, and Housing (AEH), Inc. - Bronx Self-Help & Advocacy Center | 369 East 148th Street, Lower Level, Bronx, NY 10455 | | | | | | | | | | | | | | Y | | |
| Banana Kelly Community Improvement | 863 Prospect Avenue, Bronx, NY 10459 | | | | | | | | | | | | | | Y | | |
| Betances Senior Center | 607 Concord Avenue, Bronx, NY 10455 | | | | | | | | | | | | | | Y | | |
| BOOM!Health - Go Girl! | 953 Southern Blvd, Suite 201, Bronx, NY 10459 | | | | | | | | | | | | | | Y | | |
| BOOM!Health - Prevention and Service Center | 953 Southern Boulevard, Bronx, NY 10459 | | | | | | | | | | | | | | Y | Y | Y |
| Bowery Residents' Committee - HomePlus | 357 East 145th St., Bronx, NY 10454 | | | | | | | | | | | | | | Y | | |
| Bowery Residents' Committee - SPAN Bronx | 500 Bergen Avenue, Bronx, NY 10455 | | | | | | | | | | | | | | Y | | |
| Bronx Spanish Evangelical Church - Meal Program | 800 East 156th Street, Bronx, NY 10455 | | | | | | | | | | | | | | Y | Y | |
| BronxCare - Tiffany Medical & Pediatric Practice | 853 Tiffany Street, Bronx, NY 10459 | | | | Y | Y | | | | | | | | | | | Y |
| BronxWorks - Betances Community Center | 547 East 146th Street, Bronx, NY 10455 | | | | | | | | | | | | | | Y | | Y |
| BronxWorks - E. Roberts Moore Senior Center | 515 Jackson Avenue, Bronx, NY 10455 | | | | | | | | | | | | | | Y | | |
| BronxWorks - Employment Services | 391 East 149th Street, 5th floor, Rm. 520, Bronx, NY 10455 | | | | | | | | | | | | | | Y | | |
| BronxWorks - Family Eviction Prevention Supplement Program | 630 Jackson Avenue, 3rd Floor, Bronx, NY 10455 | | | | | | | | | | | | | | Y | Y | |
| BronxWorks - Southern Boulevard | 630 Southern Boulevard, Bronx, NY 10455 | | | | | | | | | | | | | | Y | | |
| Cardinal McCloskey Emergency Food Pantry & Family Outreach | 953 Southern Blvd., Bronx, NY 10459 | | | | | | | | | | | | | | Y | Y | |
| Casita Maria, Inc. | 928 Simpson Street, 6th Floor, Bronx, NY 10459 | | | | | | | | | | | | | | Y | | |
| Catholic Charities Community Services | 402 East 152nd Street, Main Floor, Bronx, NY 10455 | | | | | | | | | | | | | | Y | Y | |
| Community Healthcare Network - Bronx Health Center | 975 Westchester Avenue, Bronx, NY 10459 | | | | Y | Y | | | | | | | Y | Y | Y | | Y |

| Organization | Address | Dental | Vision | Adult Day | Health center | Insurance | Home Health | Hospital | Nursing Home | Prescription drug | Immigration | Mental Health-IP | Mental Health-OP | Substance Use | Social Services | Financial | Wellness |
|---|---|--------|--------|-----------|---------------|-----------|-------------|----------|--------------|-------------------|-------------|------------------|------------------|---------------|-----------------|-----------|----------|
| Creative Lifestyles, Inc. | 67 Bruckner Boulevard, Bronx, NY 10454 | | | | | | | | | | | | | | Y | | Y |
| Dominican Sisters Family Health Services - Bronx | 279 Alexander Avenue, Bronx, NY 10454 | | | | | | Y | | | | | | | | Y | Y | |
| Dominican Sisters Family Health Services - Nursing Department | 279 Alexander Avenue, Bronx, NY 10454 | | | | | | Y | | | | | | | | | | |
| Early Childhood Services - East Side House Settlement | 375 East 143rd Street, Bronx, NY 10454 | | | | | | | | | | | | | | Y | | Y |
| East Side House Settlement - Pre-K/Head Start (Mill Brook Center) | 201 St. Ann's Avenue, Bronx, NY 10454 | | | | | | | | | | | | | | Y | | |
| East Side House Settlement - Pre-K/Head Start (Mott Haven Center) | 375 East 143rd Street, Bronx, NY 10454 | | | | | | | | | | | | | | Y | | |
| East Side House Settlement - Pre-K/Head Start (Winifred Wheeler Center) | 200 Alexander Avenue, Bronx, NY 10454 | | | | | | | | | | | | | | Y | | |
| East Side House Settlement - Social Services | 337 Alexander Avenue, Bronx, NY 10454 | | | | | | | | | | | | | | Y | | |
| East Side House Settlement - Youth Services | 337 Alexander Avenue, Bronx, NY 10454 | | | | | | | | | | | | | | Y | | |
| Friends 2 Fathers | 391 East 149th Street, Room 414 B-C, Bronx, NY 10455 | | | | | | | | | | | | | | Y | | |
| Girls Prep - Bronx Elementary | 681 Kelly Street, Room 205, Bronx, NY 10455 | | | | | | | | | | | | | | Y | | |
| Goodwill Industries - Bronx Employment Support and Training | 384 East 149th Street, Room 622, Bronx, NY 10455 | | | | | | | | | | | | | | Y | | |
| Grace Outreach | 378 East 151st Street, Fifth Floor, Bronx, NY 10455 | | | | | | | | | | | | | | Y | | |
| Harmony at 154 Social Adult Day Care Center | 367 East 154th street, Bronx, NY 10454 | | | | | | | | | | | | | | Y | | |
| Health People - Community Preventive Health Institute | 552 Southern Boulevard, Bronx, NY 10455 | | | | | | | | | | | | | | Y | | Y |
| Hispanic AIDS Forum (HAF) - Bronx | 975 Kelly Street, 4th Floor, Suite 402, Bronx, NY 10459 | | | | | | | | | | | | | | Y | | Y |
| Homes for the Homeless - Prospect Family Support Center | 730 Kelly Street, Bronx, NY 10455 | | | | | | | | | | | | | | Y | | |
| Hope Case Management | 368 East 148th Street, Bronx, NY 10455 | | | | | | | | | | | | | | Y | | |
| Institute for Mediation and Conflict Resolution (IMCR) | 384 East 149th Street, Suite 330, Bronx, NY 10455 | | | | | | | | | | | | | | Y | | |
| JBFC - South Bronx Counseling Center | 412-424 East 147th Street, 4th Floor, Bronx, NY 10455 | | | | | | | | | | | | Y | | Y | | |
| Latino Youth In Action (LYIA) | 975 Kelly Street, Suite 402, Bronx, NY 10459 | | | | | | | | | | | | | | Y | | |
| Leon Senior Center | 735 East 152nd Street, Bronx, NY 10455 | | | | | | | | | | | | | | Y | | |
| Lincoln Recovery Center | 545 East 142nd Street, Lower Level, Bronx, NY 10454 | | | | | | | | | | | | | Y | | | |
| Lupus Cooperative of New York - Bronx Division | 1070 Southern Blvd., 1st Floor, Bronx, NY 10459 | | | | | | | | | | | | | | Y | Y | |
| Melrose Mott Haven Senior Center | 372 East 152nd Street, Bronx, NY 10455 | | | | | | | | | | | | | | Y | | |
| Mental Health Association of NYC - Family Resource Center - Northern and Southern Bronx | 975 Kelly Street, Suite 301, Bronx, NY 10459 | | | | | | | | | | | | | | Y | | |
| Mental Health Association of NYC - The Adolescent Skills Center | 975 Kelly Street, Suite 302, Bronx, NY 10459 | | | | | | | | | | | | | | Y | | |
| Mercy Center | 377 East 145th Street, Bronx, NY 10454 | | | | | | | | | Y | | | | | Y | | Y |
| MHA of NYC - Another Way | 975 Kelly Street, Suite 302, Bronx, NY 10459 | | | | | | | | | | | | | | Y | | |
| Mitchel Senior Center | 188 Lincoln Avenue, Bronx, NY 10454 | | | | | | | | | | | | | | Y | | |
| Morris Heights Health Center - 137th Street | 625 East 137th Street, Bronx, NY 10454 | Y | | | Y | Y | | | | | | | | | Y | | |
| Mott Haven Community Partnership | 555 Bergen Ave, 4th Floor, Bronx, NY 10455 | | | | | | | | | | | | | | Y | | |
| Narco Freedom - New Beginnings Community Counseling Center | 2780 Third Avenue, Bronx, NY 10455 | | | | | | | | | | | | Y | | Y | | |
| Neighborhood Coalition for Shelter (NCS) - OPTIONS Program | 1323 Louis Nine Boulevard, Bronx, NY 10459 | | | | | | | | | | | | | | Y | | |
| Neighborhood Coalition for Shelter (NCS) - Transitions | 401 East 142nd Street, Bronx, NY 10454 | | | | | | | | | | | | | | Y | | |
| Neighborhood Self-Help by Older Persons Project (SHOPP) | 953 Southern Boulevard, Suite 203, Bronx, NY 10459 | | | | | | | | | Y | | | | | Y | | |
| Odyssey House - Outpatient Services | 953 Southern Boulevard, Suite 301, Bronx, NY 10459 | | | | | | | | | | | | | Y | | | |
| Per Scholas | 804 East 138th St., Bronx, NY 10454 | | | | | | | | | | | | | | Y | | |
| Police Athletic League - New South Bronx | 991 Longwood Avenue, Bronx, NY 10459 | | | | | | | | | | | | | | Y | | Y |
| Presbyterian Senior Services (PSS) - Davidson Neighborhood Center | 950 Union Avenue, Bronx, NY 10459 | | | | | | | | | | | | | | Y | | Y |
| Prospect Montefiore Dental Clinic | 951 Prospect Avenue, Bronx, NY 10459 | Y | | | | | | | | | | | | | | | |
| PSCH - Bronx Assertive Community Treatment (ACT) Team | 987 Prospect Avenue, Bronx, NY 10459 | | | | | | | | | | | | | | Y | | |
| Saint Dominic's Home - Bronx Office | 853 Longwood Avenue, Bronx, NY 10459 | | | | | | | | | | | | | | Y | | |
| Saint Mary's Recreation Center | 450 St. Ann's Avenue, Bronx, NY 10455 | | | | | | | | | | | | | | | | Y |
| Sebco Neighborhood Senior Center | 887 Southern Boulevard, Bronx, NY 10459 | | | | | | | | | | | | | | Y | | |
| Segundo Ruiz Belvis Diagnostic & Treatment Center | 545 East 142nd Street, Bronx, NY 10454 | Y | | | Y | Y | | | | | | | | | | Y | Y |
| Services for the Underserved - Adult Day Habilitation Program - 149th Street | 391 East 149th Street, Bronx, NY 10455 | | | | | | | | | | | | | | Y | | |
| Services for the Underserved - South Bronx Day Habilitation Program - 163rd Street | 1029 East 163rd Street, 2nd Floor, Bronx, NY 10459 | | | | | | | | | | | | | | Y | | |
| Sheltering Arms Children and Family Services - Bronx | 500 Bergen Avenue, Bronx, NY 10455 | | | | | | | | | | | | | | Y | | Y |
| SoBRO - Business Development Services | 555 Bergen Avenue, Bronx, NY 10455 | | | | | | | | | | | | | | Y | Y | |
| SoBRO - Education & Career Development | 555 Bergen Avenue, Bronx, NY 10455 | | | | | | | | | Y | | | | | Y | | |

| Organization | Address | Dental | Vision | Adult Day | Health center | Insurance | Home Health | Hospital | Nursing Home | Prescription drug | Immigration | Mental Health-IP | Mental Health-OP | Substance Use | Social Services | Financial | Wellness/ |
|--|--|--------|--------|-----------|---------------|-----------|-------------|----------|--------------|-------------------|-------------|------------------|------------------|---------------|-----------------|-----------|-----------|
| SoBRO - Youth Development Center | 555 Bergen Avenue, Bronx, NY 10455 | | | | | | | | | | | | | | | | |
| South Bronx Concerned Citizens, Inc. | 1019 Avenue Saint John, Bronx, NY 10455 | | | | | | | | | | | | | | | | |
| South Bronx Health Center / Center for Child Health and Resiliency | 871 Prospect Avenue, (at 161st Street), Bronx, NY 10459 | | | | Y | Y | | | | | | | | | Y | Y | Y |
| South Bronx Health Center Annex - WIC Program | 856 Longwood Avenue, Bronx, NY 10459 | | | | | | | | | | | | | | | | Y |
| Sports Foundation, Inc. | 871 B Westchester Avenue, Bronx, NY 10459 | | | | | | | | | | | | | | Y | | Y |
| St. Ann's Corner of Harm Reduction | 886 Westchester Avenue, Bronx, NY 10459 | | | | | | | | | | | | | | Y | | Y |
| St. Ann's Episcopal Church | 295 St. Ann's Avenue, Bronx, NY 10454 | | | | | | | | | | | | | | Y | | |
| St. Anthony Shelter | 410 East 156th Street, Bronx, NY 10455 | | | | | | | | | | | | | | Y | | |
| St. Anthony's Free Medical Clinic | 421 East 155th Street, Bronx, NY 10455 | | | | Y | | | | | | | | | | | | |
| St. Luke's Church - Food Pantry | 623 East 138th Street, Bronx, NY 10454 | | | | | | | | | | | | | | Y | Y | |
| The Door - Bronx Youth Center and Academy | 412 East 147th Street, 4th Floor, Bronx, NY 10455 | | | | | | | | | | | | | | Y | | |
| The Hope Line | 402 East 152nd Street, Bronx, NY 10455 | | | | | | | | | | Y | | | | Y | Y | |
| The Osborne Association - Bronx | 809 Westchester Avenue, Bronx, NY 10455 | | | | | | | | | | | | Y | | Y | | Y |
| UNITAS Therapeutic Community | 830 Southern Boulevard, Bronx, NY 10459 | | | | | | | | | | | | | | Y | | |
| United Bronx Parents - Casita Esperanza | 974 Prospect Avenue, Bronx, NY 10459 | | | | | | | | | | | | | | Y | | Y |
| United Bronx Parents - Headquarters | 966 Prospect Avenue, Bronx, NY 10455 | | | | | | | | | | Y | | | Y | Y | Y | |
| United Bronx Parents - La Casita III | 1006 East 151st Street, Bronx, NY 10455 | | | | | | | | | | | | | | Y | Y | |
| United Bronx Parents - La Casita | 834 East 156th Street, Bronx, NY 10455 | | | | | | | | | | | | | | Y | Y | |
| United Bronx Parents, Inc. - Mrs. A's Place | 966 Prospect Avenue, Bronx, NY 10459 | | | | | | | | | | | | | | Y | | |
| United Cerebral Palsy of NYC - Bronx Health Care Services | 408 East 137th Street, Bronx, NY 10454 | Y | Y | | Y | | | | | | | | Y | | Y | | Y |
| Urban Health Plan - Adolescent Health and Wellness Center/Club TIA | 960 Southern Boulevard, Bronx, NY 10459 | | | | Y | Y | | | | | | | | | | | Y |
| Urban Health Plan - El Nuevo San Juan Health Center | 1054 Simpson Street, Bronx, NY 10459 | Y | Y | | Y | Y | | | | | | | Y | Y | Y | Y | Y |
| Visiting Nurse Service of New York - Bronx Fatherhood Program | 489 East 153rd Street, Bronx, NY 10455 | | | | | | | | | | | | | | Y | | |
| Visiting Nurse Service of New York - FRIENDS Program and Clinic | 489-493 East 153rd Street, 2nd Floor, Bronx, NY 10455 | | | | | | | | | | | | Y | | Y | | |
| Workforce1 Career Center - Hunts Point | 1029 E 163rd Street, 3rd Floor, Bronx, NY 10459 | | | | | | | | | | | | | | Y | | |
| Northeast Bronx | | | | | | | | | | | | | | | | | |
| Community Action for Human Services - Main Office | 2225 Lodovick Avenue, Bronx, NY 10469 | | | | | | | | | | | | | | Y | | |
| East Haven Nursing and Rehabilitation Center, LLC | 2323 Eastchester Road, Bronx, NY 10469 | | | | | | | | Y | | | | | | | | |
| Eastchester Rehabilitation & Health Care Center, LLC | 2700 Eastchester Road, Bronx, NY 10469 | | | | | | | | Y | | | | | | | | |
| Gold Crest Care Center | 2316 Bruner Avenue, Bronx, NY 10469 | | | | | | | | Y | | | | | | | | |
| Jacobi Medical Center - Gunhill Health Center | 1012 East Gunhill Road, Bronx, NY 10469 | | | | Y | Y | | | | | | | | | Y | | Y |
| Kings Harbor Multicare Center | 2000 East Gun Hill Road, Bronx, NY 10469 | | | | | | | | Y | | | | | | | | |
| Montefiore Medical Group - Astor Avenue Pediatrics | 1500 Astor Avenue, Bronx, NY 10469 | | | | Y | Y | | | | | | | | | | | Y |
| Montefiore Medical Group - Burke Avenue Office | 941 Burke Avenue, Bronx, NY 10469 | | | | Y | Y | | | | | | | | | | | |
| Montefiore Medical Group - Williamsbridge Family Practice | 3011 Boston Road, Bronx, NY 10469 | | | | Y | Y | | | | | | | | | | | Y |
| Morris Park Nursing Home | 1235 Pelham Parkway North, Bronx, NY 10469 | | | | | | | | Y | | | | | | | | |
| Neighborhood Housing Services of New York City (NHSNYC) - North Bronx Office | 1451 East Gun Hill Road, 2nd Floor, Bronx, NY 10469 | | | | | | | | | | | | | | | | Y |
| New York Urban League - Bronx Employment Services | 3008 Eastchester Road, Bronx, NY 10469 | | | | | | | | | | | | | | Y | | |
| Pelham Parkway Nursing Care and Rehab Center, LLC | 2401 Laconia Avenue, Bronx, NY 10469 | | | | | | | | Y | | | | | | | | |
| Puerto Rican Family Institute - Intermediate Care Facility I | 3050 Laconia Avenue, Bronx, NY 10469 | | | | | | | | | | | | | | Y | | |
| Regional Aid for Interim Needs (RAIN) - Boston East Senior Center | 3450 Boston Road, Bronx, NY 10469 | | | | | | | | | | | | | | Y | | |
| Regional Aid for Interim Needs (RAIN) - Eastchester Senior Center | 1246 Burke Avenue, Bronx, NY 10469 | | | | | | | | | | | | | | Y | | |
| Sue Ginsburg Senior Center | 975 Waring Avenue, Bronx, NY 10469 | | | | | | | | | | | | | | Y | | |
| United Cerebral Palsy of NYC - Bronx Children's Program | 1770 Stillwell Avenue, Bronx, NY 10469 | | | | | | | | | | | | | | Y | | |
| United Cerebral Palsy of NYC - Overnight Respite Program | 1822 Stillwell Avenue, Bronx, NY 10469 | | | | | | | | | | | | | | Y | | |
| Urban Neighborhood Educational Technology for You, Inc. | 3480 Seymour Avenue, Bronx, NY 10469 | | | | | | | | | | | | | | Y | | |
| Workmen's Circle Multicare Center | 3155 Grace Avenue, Bronx, NY 10469 | | | | | | | | Y | | | | | | | | |
| Pelham- Throgs Neck | | | | | | | | | | | | | | | | | |
| AHRC - Howard Haber Early Learning Center | 2300 Westchester Avenue, Bronx, NY 10462 | | | | | | | | | | | | | | Y | | |
| Bronx Center for Rehabilitation and Healthcare, LLC | 1010 Underhill Avenue, Bronx, NY 10472 | | | | | | Y | | Y | | | | | | | | |
| Bronx Jewish Community Council - Pelham Parkway Community Service Center and Food Pantry | 2157 Holland Avenue, Bronx, NY 10462 | | | | | | | | | | | | | | Y | Y | |
| Bronx River Senior Center | 1619 East 174th Street, Bronx, NY 10472 | | | | | | | | | | | | | | Y | | |
| Catholic Guardian Services - Westchester Ave. Office | 1990 Westchester Avenue, 1st and 2nd Floors, Bronx, NY 10462 | | | | | | | | | | | | | | Y | | Y |
| CUNY Preparatory School | 2122 White Plains Road, Bronx, NY 10462 | | | | | | | | | | | | | | Y | | |
| Grandparents Advocacy Project (GAP) | 1595 Metropolitan Avenue, Bronx, NY 10462 | | | | | | | | | | | | | | Y | | |
| Healthy Families Parkchester | 1990 Westchester Avenue, 2nd Floor, Bronx, NY 10462 | | | | | | | | | | | | | | Y | | Y |

| Organization | Address | Dental | Vision | Adult Day | Health center | Insurance | Home Health | Hospital | Nursing Home | Prescription drug | Immigration | Mental Health-IP | Mental Health-OP | Substance Use | Social Services | Financial | Wellness/ |
|---|---|--------|--------|-----------|---------------|-----------|-------------|----------|--------------|-------------------|-------------|------------------|------------------|---------------|-----------------|-----------|-----------|
| JASA - East Bronx Case Management | 1354 White Plains Road, Bronx, NY 10462 | | | | | | | | | | | | | | | | |
| JASA - Van Cortlandt Senior Center | 3880 Sedgewick Avenue, Bronx, NY 10462 | | | | | | | | | | | | | | | | |
| Mechler Hall Senior Center | 2158 Watson Avenue, (entrance behind church in the basement), Bronx, NY 10472 | | | | | | | | | | | | | | | | |
| Montefiore Medical Group - Bronx East | 2300 Westchester Avenue, Bronx, NY 10462 | Y | Y | | Y | Y | | | | | | | | | | | |
| Montefiore Medical Group - Castle Hill Family Practice | 2175 Westchester Avenue, Bronx, NY 10462 | | | | Y | Y | | | | | | | | | | | Y |
| Montefiore Medical Group - White Plains Road | 2100 White Plains Road, Bronx, NY 10462 | | | | Y | Y | | | | | | | | | | | |
| Muslim Women's Institute for Research and Development - The Benedict Avenue Community Food Pantry | 2044 Benedict Avenue, Bronx, NY 10462 | | | | | | | | | | | | | | | Y | Y |
| Office of Adult Career and Continuing Education Services (ACCES) - Vocational Rehabilitation (VR) | 1215 Zerega Avenue, Bronx, NY 10462 | | | | | | | | | | | | | | | Y | |
| Parkchester Enhancement Program (PEP) for Seniors NORC Program | 1525 Unionport Rd., Apt. #ME, Bronx, NY 10462 | | | | | | | | | | | | | | | Y | |
| Rebekah Rehab & Extended Care Center | 1070 Havemeyer Avenue, Bronx, NY 10462 | | | | | | | | Y | | | | | | | | |
| Regional Aid for Interim Needs (RAIN) - One Stop Program | 1380 Metropolitan Avenue, Bronx, NY 10462 | | | | | | | | | | | | | | | Y | |
| Regional Aid for Interim Needs (RAIN) - Parkchester Senior Center | 1380 Metropolitan Avenue, 2nd Floor, Bronx, NY 10462 | | | | | | | | | | | | | | | Y | |
| Services for the Underserved - Lydig Avenue | 708 Lydig Avenue, Bronx, NY 10462 | | | | | | | | | | | | | | | Y | |
| South Bronx Educational Foundation - Rosedale Center | 1724 East 174th Street, Bronx, NY 10472 | | | | | | | | | | | | | | | Y | |
| St. Barnabas Hospital - Bronx Park Medical Pavilion | 2016 Bronxdale Avenue, Bronx, NY 10462 | Y | Y | | Y | | | | | | | | | | | | Y |
| St. Paul's Evangelical Lutheran Church - Food Pantry | 1891 McGraw Avenue, Bronx, NY 10462 | | | | | | | | | | | | | | | Y | Y |
| United Cerebral Palsy of NYC - Harbor Residence | 2190 Barnes Avenue, Bronx, NY 10462 | | | | | | | | | | | | | | | Y | |
| Urban Health Plan - St. Lawrence Community Health Center | 1764 Westchester Avenue, (Corner of St. Lawrence Avenue), Bronx, NY 10472 | | | | Y | Y | | | | | | | | | | | Y |
| Volunteers of America - Commonwealth Veterans' Residence | 1150 Commonwealth Avenue, Bronx, NY 10472 | | | | | | | | | | | | | | | Y | |
| YMPJ - Center for Education for Liberation | 1384 Stratford Avenue, Bronx, NY 10472 | | | | | | | | | | Y | | | | | Y | |
| YMPJ Center for Community Justice (CCJ) | 1384 Stratford Avenue, Bronx, NY 10462 | | | | | | | | | | Y | | | | | Y | |
| YMPJ Center for Wellness | 1384 Stratford Avenue, Bronx, NY 10472 | | | | | | | | | | | | | | | | Y |
| Manhattan: | | | | | | | | | | | | | | | | | |
| East Harlem | | | | | | | | | | | | | | | | | |
| 116th Street Block Association | 55 East 115th Street, Suite 101 ground floor, New York, NY 10029 | | | | | | | | | | | | | | | Y | |
| Amber Charter School | 220 East 106th Street, New York, NY 10029 | | | | | | | | | | Y | | | | | Y | |
| ArchCare at Terence Cardinal Cooke Health Care Center | 1249 Fifth Avenue, New York, NY 10029 | | | | | | | | | | | | | | | Y | |
| ASCNYC - Keith Haring ASC Harlem Center | 315 East 104th Street, New York, NY 10029 | | | | | | | | | | | | | | Y | Y | |
| Association to Benefit Children - Keith Haring School | 318 East 116th Street, New York, NY 10029 | | | | | | | | | | | | | | | Y | |
| Association to Benefit Children - Supportive Housing | 318 East 116th Street, New York, NY 10029 | | | | | | | | | | | | | | | Y | |
| Boys and Girls Harbor - Main Office | One East 104th Street, New York, NY 10029 | | | | | | | | | | | | | | | Y | Y |
| Center for Comprehensive Health Practice - Addiction Center | 1900 Second Avenue, 12th floor, New York, NY 10029 | | | | | | | | | | | | | | | Y | |
| Center for Comprehensive Health Practice - Early Childhood Development Center | 1900 Second Avenue, 9th Floor, New York, NY 10029 | | | | | | | | | | | | | | | Y | Y |
| Center for Comprehensive Health Practice - Primary Care Center | 1900 Second Avenue, 9th Floor, New York, NY 10029 | | | | Y | | | | | | | | Y | | | | |
| Child Welfare Organizing Project (CWOP) | 80 East 110th Street, Suite 1E, New York, NY 10029 | | | | | | | | | | | | | | | Y | |
| Children's Aid Society - East Harlem Center | 130 East 101st Street, New York, NY 10029 | | | | | | | | | | | | | | | Y | |
| Children's Aid Society - Hope Leadership Academy | 1732 Madison Avenue, New York, NY 10029 | | | | | | | | | | | | | | | Y | |
| Children's Aid Society - Rhinelander's Saturday Program for Deaf & Hard of Hearing Children & Teens | 130 East 101 Street, New York, NY 10029 | | | | | | | | | | | | | | | Y | |
| Children's Aid Society - Taft Early Childhood Center | 1724-26 Madison Avenue, New York, NY 10029 | | | | | | | | | | | | | | | Y | |
| Dental Clinic - Mount Sinai Hospital Dept. of Dentistry | 1468 Madison Avenue, Annenberg Building - 2nd Floor, Area B, New York, NY 10029 | Y | | | | | | | | | | | | | | | |
| East Harlem Asthma Center of Excellence (EHACE) | 161-169 East 110th Street, New York, NY 10029 | | | | | | | | | | | | | | | Y | |
| East Harlem Churches and Community Urban Center - Booker T. Washington Learning Center | 325 East 101 Street, New York, NY 10029 | | | | | | | | | | | | | | | Y | |
| East Harlem Health Outreach Partnership (EHHOP) Clinic | 17 East 102nd Street, 7th floor, New York, NY 10029 | | | | Y | | | | | | | | | | | | |
| East Harlem Tutorial Program | 2035 Second Avenue, New York, NY 10029 | | | | | | | | | | | | | | | Y | |
| Edwin Gould Academy-Multi-Service Center and Residence | 55 East 110th Street, New York, NY 10029 | | | | | | | | | | | | | | | Y | |
| Exodus Transitional Community (ETC) | 2271 3rd Ave., New York, NY 10029 | | | | | | | | | | | | | | | Y | |
| Gaylord White Senior Center | 237 East 104th Street, (also an entrance at 2029 Second Avenue), New York, NY 10029 | | | | | | | | | | | | | | | Y | |
| Getting Out & Staying Out (GOSO) | 91 East 116th Street, New York, NY 10029 | | | | | | | | | | | | | | | Y | |
| Harlem Center for Education - Educational Opportunity Center | 1 East 104th Street, PH Level, New York, NY 10029 | | | | | | | | | | Y | | | | | Y | |
| Harlem Center for Education - Main Office | 1 East 104th Street, New York, NY 10029 | | | | | | | | | | | | | | | Y | |
| Harlem RBI | 333 East 100th Street, New York, NY 10029 | | | | | | | | | | | | | | | | Y |

| Organization | Address | Dental | Vision | Adult Day | Health center | Insurance | Home Health | Hospital | Nursing Home | Prescription drug | Immigration | Mental Health-IP | Mental Health-OP | Substance Use | Social Services | Financial | Wellness/ |
|---|---|--------|--------|-----------|---------------|-----------|-------------|----------|--------------|-------------------|-------------|------------------|------------------|---------------|-----------------|-----------|-----------|
| Harlem United - East Side Adult Day Health Center (El Faro) | 179 East 116th Street, New York, NY 10029 | | | | | | | | | | | | | | Y | | |
| Institute for Advanced Medicine - Jack Martin Fund Clinic | 17 East 102nd Street, 3rd Floor, New York, NY 10029 | | | | Y | | | | | | | | | | Y | | Y |
| Institute for Puerto Rican/Hispanic Elderly - Carver Senior Center | 55 East 102nd Street, New York, NY 10029 | | | | | | | | | | | | | | Y | | |
| Iris House - East Harlem | 2271 Second Avenue, New York, NY 10029 | | | | | | | | | | | | | | Y | | |
| Kravis Children's Hospital | 1184 Fifth Avenue, New York, NY 10029 | | | | Y | | | Y | | | | | | | | | |
| Legal Aid Society - Harlem Community Law Office | 230 East 106th Street, New York, NY 10029 | | | | | | | | | | Y | | | | Y | | |
| Little Sisters of the Assumption Family Health Service | 333 East 115th Street, New York, NY 10029 | | | | | | Y | | | | Y | | | | Y | Y | |
| Lott Assisted Living Residence | 1261 Fifth Avenue, New York, NY 10029 | | | | | | | | | | | | | | Y | | |
| Manna House Workshops - Center for the Performing Arts | 338 East 106th Street, New York, NY 10029 | | | | | | | | | | | | | | Y | | |
| Metropolitan Hospital - Special Family Assistance Program | 1901 First Avenue, Room 5A12, New York, NY 10029 | | | | Y | | | | | | | | | | Y | | Y |
| Metropolitan Hospital - Virology Clinic | 1901 1st Avenue, 14th Floor, Side B, New York, NY 10029 | | | | Y | | | | | | | | | | Y | | Y |
| Metropolitan Hospital Center - Adult Mental Health Clinic | 1900 Second Avenue, First Floor, New York, NY 10029 | | | | | | | | | | | | Y | | | | |
| Metropolitan Hospital Center - Child and Adolescent Outpatient Psychiatric Clinic | 1900 Second Avenue, Sixth Floor, 6M22, New York, NY 10029 | | | | | | | | | | | | Y | | | | |
| Metropolitan Hospital Center - Community Support Services (CSS) | 1900 First Ave, Seventh Floor, New York, NY 10029 | | | | | | | | | | | | Y | | | | |
| Metropolitan Hospital Center - Comprehensive LGBT Health Center | 1901 First Avenue, 1st Floor OPD Building, New York, NY 10029 | | | | Y | | | | | | | | | | Y | | Y |
| Metropolitan Hospital Center - Consultation-Liaison Psychiatry Service | 1901 Second Avenue, Room 7B22, New York, NY 10029 | | | | | | | | | | | | Y | | | | |
| Metropolitan Hospital Center - Dental Clinic | 1901 First Avenue, New York, NY 10029 | Y | | | | | | | | | | | | | | | |
| Metropolitan Hospital Center - Detoxification Unit | 1901 First Avenue, New York, NY 10029 | | | | | | | | | | | | | Y | | | |
| Metropolitan Hospital Center - Inpatient Behavioral Health Services | 1901 First Avenue, New York, NY 10029 | | | | | | | | | | Y | | | | | | |
| Metropolitan Hospital Center - Walk-in Evaluation Unit | 1900 Second Avenue, First Floor, New York, NY 10029 | | | | | | | | | | | | | Y | | | |
| Metropolitan Hospital Center - WIC Program | 1901 First Avenue, 1st Floor, New York, NY 10029 | | | | | | | | | | | | | | | Y | Y |
| Metropolitan Hospital Center | 1901 First Avenue, New York, NY 10029 | | | | | | | Y | | | | | | | | | |
| Mount Sinai - Ambulatory Care Clinic | 17 East 102nd Street, New York, NY 10029 | | Y | | Y | | | | | | | | | | Y | | |
| Mount Sinai Hospital - Breast Health Resource Program | 16 East 98th Street, New York, NY 10029 | | | | | | | | | | | | | | Y | | |
| Mount Sinai Hospital - Diabetes Services | 10 East 102nd street, 5th Floor, New York, NY 10029 | | | | Y | | | | | | | | | | | | |
| Mount Sinai Hospital - Pediatric Diabetes Department | 1468 Madison Avenue, Annenberg Building, 4th Floor, New York City, NY 10029 | | | | Y | | | | | | | | | | | | |
| Mount Sinai Hospital - Visiting Doctors Program | 1 Gustave Levy Place, Box 1216, New York, NY 10029 | | Y | | | | Y | | | | | | | | | | |
| Mount Sinai Medical Center - Hematology/Oncology Support Groups | 1 Gustave L. Levy Place, Box 1252, New York, NY 10029 | | | | | | | | | | | | | | Y | | |
| Mount Sinai Medical Center - Obstetrics and Gynecology | 1176 Fifth Avenue, Klingenstein Pavilion, New York, NY 10029 | | | | Y | | | | | | | | | | Y | | Y |
| Mount Sinai Medical Center - WIC Program | 1701 Lexington Ave., New York, NY 10029 | | | | | | | | | | | | | | | Y | Y |
| Mount Sinai Primary Care Hepatitis C Clinic | 17 East 102nd Street, 7th Floor, Area D, New York, NY 10029 | | | | Y | Y | | | | | | | | | Y | | Y |
| Mt. Zion AME Church - Food Pantry | 1765 Madison Avenue, New York, NY 10029 | | | | | | | | | | | | | | Y | Y | |
| New York Common Pantry | 8 East 109th Street, (btw Madison & 5th Ave), New York, NY 10029 | | | | | | | | | | Y | | | | Y | Y | Y |
| Northside Center for Child Development - The Susan Patricof Head Start Center | 302 East 111th Street, New York, NY 10029 | | | | | | | | | | | | | | Y | | Y |
| Northside Center for Child Development | 35 East 110st, New York, NY 10029 | | | | | | | | | | | | Y | | Y | | |
| NYC Department of Health - Newborn Home Visiting Program (Manhattan) | 158 East 115th Street, Room 224, New York, NY 10029 | | | | | | | | | | | | | | | | Y |
| Resource, Entitlement and Advocacy Program (R.E.A.P) | 1403-5 Madison Avenue, New York, NY 10029 | | | | | | | | | | | | | | Y | | |
| SCAN - LaGuardia Nursery | 414-416 East 105th St, New York, NY 10029 | | | | | | | | | | | | | | Y | | |
| SCAN LaGuardia Memorial House | 307 East 116th Street, New York, NY 10029 | | | | | | | | | | | | | | Y | Y | Y |
| Settlement Health | 212 East 106th Street, New York, NY 10029 | | | | Y | Y | | | | | | | | | Y | Y | Y |
| SMART (Sisterhood Mobilized for AIDS/HIV Research & Treatment) | 161 East 110th Street, New York, NY 10029 | | | | | | | | | | | | | | Y | | |
| St. Cecilia's Parish Services - Food Pantry | 125 East 105th Street, New York, NY 10029 | | | | | | | | | | | | | | Y | Y | |
| SUS/Palladia - Esperanza Transitional Residence | 170 East 107th Street, New York, NY 10029 | | | | | | | | | | | | | | Y | | |
| The Boys' Club of New York - Elbridge T. Gerry, Jr. Clubhouse | 321 East 111th Street, New York, NY 10029 | | | | | | | | | | | | | | | | Y |
| The Carter Burden/Leonard Covello Senior Program | 312 East 109th Street, New York, NY 10029 | | | | | | | | | | | | | | Y | | |
| The Doe Fund - Peter Jay Sharp Residence | 223 East 117th Street, New York, NY 10029 | | | | | | | | | | | | | | Y | | |
| The Martha Stewart Center for Living at Mount Sinai | 1440 Madison Avenue, New York, NY 10029 | | | | Y | | | | | | | | | | Y | | |
| The Mount Sinai Hospital | One Gustave L. Levy Place, 1190 Fifth Avenue, New York, NY 10029 | | | | | | | Y | | | | | | | | | |
| The Shield Institute - Manhattan Day Habilitation Center | 110 East 107th Street, New York, NY 10029 | | | | | | | | | | | | | | Y | | |

| Organization | Address | Dental | Vision | Adult Day | Health center | Insurance | Home Health | Hospital | Nursing Home | Prescription drug | Immigration | Mental Health-IP | Mental Health-OP | Substance Use | Social Services | Financial | Wellness |
|--|--|--------|--------|-----------|---------------|-----------|-------------|----------|--------------|-------------------|-------------|------------------|------------------|---------------|-----------------|-----------|----------|
| Third Avenue Pediatric Care | 2032 3rd Avenue, New York, NY 10029 | | | | Y | | | | | | | | | | | | |
| Thomas Jefferson Recreation Center | 2180 First Avenue, New York, NY 10029 | | | | | | | | | | | | | | | | Y |
| Union Carver Child Care Center | 1565 Madison Avenue, New York, NY 10029 | | | | | | | | | | | | | | Y | | |
| Union Settlement - Adult Education | 237 East 104th Street, 2nd Floor, New York, NY 10029 | | | | | | | | | | Y | | | | Y | | |
| Union Settlement - Corsi Senior Center | 307 East 116th Street, New York, NY 10029 | | | | | | | | | | | | | | Y | | |
| Union Settlement - Franklin Plaza Head Start | 2081 Second Avenue, New York, NY 10029 | | | | | | | | | | | | | | Y | | |
| Union Settlement - Leggett Memorial Day Care Center | 237 East 104th Street, New York, NY 10029 | | | | | | | | | | | | | | Y | | |
| Union Settlement - Metro North Day Care Center | 304 East 102nd Street, New York, NY 10029 | | | | | | | | | | | | | | Y | | |
| Union Settlement - Washington Community Center | 1775 Third Avenue, New York, NY 10029 | | | | | | | | | | Y | | | | Y | | |
| Union Settlement College Readiness Program | 1775 Third Avenue, New York, NY 10029 | | | | | | | | | | | | | | Y | | |
| Union Settlement Mental Health Services | 2089 Third Avenue, New York, NY 10029 | | | | | | | | | | | | Y | | Y | | |
| Union Settlement Senior Services - Jefferson Senior Center | 2205 First Avenue, New York, NY 10029 | | | | | | | | | | | | | | Y | | |
| Union Washington Child Care Center | 1893 Second Avenue, New York, NY 10029 | | | | | | | | | | | | | | Y | | |
| Upper Manhattan Mental Health Center - Able House | 2009 Third Avenue, Between 110th and 111th Streets, New York, NY 10029 | | | | | | | | | | | | | | Y | | |
| VIDA Family Services | 127 East 105th Street, New York, NY 10029 | | | | | | | | | | | | | Y | | | |
| Union Sq.- Lower Eastside | | | | | | | | | | | | | | | | | |
| Asian Americans for Equality - Housing and Immigration Services | 111 Division Street, New York, NY 10002 | | | | | Y | | | | | Y | | | | Y | | |
| Asian Americans For Equality-Community Development Fund | 2 Allen Street, 7th Floor, New York, NY 10002 | | | | | Y | | | | | Y | | | | Y | Y | |
| Betances Health Center | 280 Henry Street, New York, NY 10002 | Y | | | Y | Y | | | | | | | | | | | |
| Bowery Residents' Committee - Delancey Street Senior Center | 30 Delancey Street, New York, NY 10002 | | | | | | | | | | | | | | Y | | |
| Bowery Residents' Committee - Los Vecinos Community Residence | 91 Pitt Street, New York, NY 10002 | | | | | | | | | | | | | | Y | | |
| Bowery Residents' Committee - Los Vecinos SRO | 93 Pitt Street, New York, NY 10002 | | | | | | | | | | | | | | Y | | |
| Cabrini Immigrant Services | 139 Henry Street, New York, NY 10002 | | | | | | | | | | Y | | | | Y | Y | |
| Chinatown YMCA Hester Street Community Center | 100 Hester Street, New York, NY 10002 | | | | | | | | | | Y | | | | Y | | |
| Chinatown YMCA | 273 Bowery, New York, NY 10002 | | | | | | | | | | | | | | | | Y |
| Chinese Christian Herald Crusade - Chinatown Branch | 48 Allen Street, New York, NY 10002 | | | | | | | | | | Y | | | | Y | | |
| Chinese Methodist Center Corporation | 69 Madison Street, New York, NY 10002 | | | | | | | | | | Y | | | | Y | | |
| Chinese-American Planning Council - Manhattan Community Services Center | 165 Eldridge Street, New York, NY 10002 | | | | | Y | | | | | Y | | | | Y | | |
| Chinese-American Planning Council - Project Reach | 39 Eldridge Street, New York, NY 10002 | | | | | | | | | | Y | | | | Y | | |
| Chinese-American Planning Council - Youth Employment Program (YEP) - Manhattan | 165 Eldridge Street, Basement, New York, NY 10002 | | | | | | | | | | | | | | Y | | |
| Community Healthcare Network (CHN) - Catherine M. Abate Health Center | 150 Essex Street, New York, NY 10002 | Y | | | Y | Y | | | | | | | | | Y | Y | Y |
| Dewitt Reformed Church Food Pantry | 280 Rivington Street, New York, NY 10002 | | | | | | | | | | | | | | Y | | |
| Educational Alliance - Weinberg Center for Balanced Living | 197 East Broadway, New York, NY 10002 | | | | | | | | | | | | | | Y | | |
| First Chinese Presbyterian Church - Community Affairs Corporation | 61 Henry Street, New York, NY 10002 | | | | | | | | | | Y | | | | | | |
| First Chinese Presbyterian Church Community Affairs Corporation - Housekeeper Vendor Program | 121 Avenue of the Americas, Room 504, New York, NY 10002 | | | | | | | Y | | | | | | | Y | | |
| Girls Prep - Lower East Side | 442 East Houston Street, Room 312, New York, NY 10002 | | | | | | | | | | | | | | Y | | |
| Gouverneur Health - Center for Community Health & Wellness | 227 Madison Street, New York, NY 10002 | Y | Y | | Y | Y | | | | | | | | | | | Y |
| Gouverneur Health - Daniel C. Leicht Clinic | 227 Madison Street, 2nd Floor, New York, NY 10002 | | | | Y | | | | | | | | | | Y | | Y |
| Gouverneur Health - Nursing Facility | 227 Madison Street, New York, NY 10002 | | | | | | | | Y | | | | | | | | |
| Gouverneur Health - WIC Program - Main Site | 227 Madison Street, 3rd Floor, New York, NY 10002 | | | | | | | | | | | | | | | Y | Y |
| Gouverneur Health | 227 Madison Street, New York, NY 10002 | Y | Y | | Y | Y | | | | | | | | | | | |
| Grand St. Settlement - Beacon Center | 145 Stanton Street, New York, NY 10002 | | | | | | | | | | Y | | | | Y | | |
| Grand St. Settlement - SingleStop | 80 Pitt Street, New York, NY 10002 | | | | | | | | | | Y | | | | Y | | |
| Grand St. Settlement | 80 Pitt Street, New York, NY 10002 | | | | | Y | | | | | | | | | Y | | Y |
| Greenwich Village Youth Council - "The Cage" - West 4th Street Summer Basketball League/J.O.Y Center | 213 Eldridge Street, New York, NY 10002 | | | | | | | | | | | | | | Y | | Y |
| Hamilton Fish Recreation Center | 128 Pitt Street, New York, NY 10002 | | | | | | | | | | | | | | | | Y |
| Hamilton-Madison House - Asian American Recovery Services | 253 South Street, 2nd Floor, New York, NY 10002 | | | | | | | | | | | | | Y | | | |
| Hamilton-Madison House - Chinatown Family Consultation Center | 253 South Street, New York, NY 10002 | | | | | | | | | | | | Y | | | | |
| Harlem United - FROST'D - Foundation House South | 175 East Houston Street, New York, NY 10002 | | | | | | | | | | | | | | Y | | |
| Henry Street Settlement - Community Consultation Center | 40 Montgomery Street, New York, NY 10002 | | | | Y | | | | | | | | Y | | Y | | Y |
| Henry Street Settlement - Good Companions Senior Center | 334 Madison Street, New York, NY 10002 | | | | | | | | | | | | | | Y | Y | |
| Henry Street Settlement - Neighborhood Resource Center | 281 East Broadway, New York, NY 10002 | | | | | Y | | | | | Y | | | | Y | Y | |
| Henry Street Settlement - Workforce Development | 99 Essex Street, 3rd Floor, New York, NY | | | | | | | | | | | | | | Y | | |

| Organization | Address | Dental | Vision | Adult Day | Health center | Insurance | Home Health | Hospital | Nursing Home | Prescription drug | Immigration | Mental Health-IP | Mental Health-OP | Substance Use | Social Services | Financial | Wellness/ |
|---|--|--------|--------|-----------|---------------|-----------|-------------|----------|--------------|-------------------|-------------|------------------|------------------|---------------|-----------------|-----------|-----------|
| Center | 10002 | | | | | | | | | | | | | | | | |
| Henry Street Settlement - Youth Employment Services | 301 Henry Street, New York, NY 10002 | | | | | | | | | | | | | | Y | | |
| Henry Street Settlement - Youth Services | 301 Henry Street, New York, NY 10002 | | | | | | | | | | | | | | Y | | |
| Immigrant Social Services, Inc. | 137 Henry Street, New York, NY 10002 | | | | | | | | | | Y | | | | | | |
| Indochina Sino-American Community Center | 170 Forsyth Street, 2nd Floor, New York, NY 10002 | | | | | | | | | | Y | | | | Y | Y | |
| LESC - Outpatient Services | 46 East Broadway, New York, NY 10002 | | | | | | | | | | | | | Y | | | |
| Lower East Side Community Partnership | 184 Eldridge Street, c/o University Settlement, New York, NY 10002 | | | | | | | | | | | | | | Y | | |
| Lower East Side Harm Reduction Center | 25 Allen Street, New York, NY 10002 | | | | | Y | | | | | | | Y | Y | Y | | Y |
| Manhattan Center for Nursing and Rehabilitation | 45 Rivington Street, Manhattan Center, New York, NY 10002 | | | | | | | | Y | | | | | | | | |
| Mount Sinai Beth Israel - Gouverneur Clinic | 109 Delancey Street, New York, NY 10002 | | | | | | | | | | | | | | Y | | |
| New East Side Nursing Home | 25 Bialystoker Place, New York, NY 10002 | | | | | | | | Y | | | | | | | | |
| New York Foundation for Senior Citizens - LaGuardia Good Health and Happiness Senior Center | 280 Cherry Street, New York, NY 10002 | | | | | | | | | | | | | | Y | | |
| Our Lady of Sorrows - Food Pantry | 103 Pitt Street, New York, NY 10002 | | | | | | | | | | | | | | Y | Y | |
| Primitive Christian Church Food Pantry | 207-209 East Broadway, Clinton & Jefferson Streets, New York, NY 10002 | | | | | | | | | | | | | | Y | Y | |
| Renaissance Economic Development Corporation (REDC) | 2 Allen Street, 7th Floor, New York, NY 10002 | | | | | | | | | | | | | | Y | Y | |
| Safe Horizon Streetwork - Lower East Side | 33 Essex Street, New York, NY 10002 | | | | | | | | | | | | | | Y | | Y |
| The Bowery Mission | 227 Bowery St., New York, NY 10002 | | | | | | | | | | | | | | Y | Y | |
| The Educational Alliance - East Broadway Office | 197 East Broadway, New York, NY 10002 | | | | | | | | | | | | | | Y | | Y |
| The Jeanne Otter Memorial Youth (JOY) Center | 213-15 Eldridge Street, New York, NY 10002 | | | | | | | | | | | | | | | | Y |
| United Jewish Council of the Lower East Side | 235 East Broadway, New York, NY 10002 | | | | | | | | | | Y | | | | Y | Y | |
| University Settlement - Consultation Center | 184 Eldridge Street, New York, NY 10002 | | | | | | | | | | | | Y | | | | |
| University Settlement - Early Childhood Center | 184 Eldridge Street, 5th Floor, New York, NY 10002 | | | | | | | | | | | | | | Y | | Y |
| University Settlement - Houston Street Center | 273 Bowery, New York, NY 10002 | | | | | | | | | | | | | | Y | | Y |
| University Settlement - Older Adults Program | 189 Allen Street, New York, NY 10002 | | | | | | | | | | Y | | | | Y | | |
| University Settlement - Project Home | 189 Allen Street, New York, NY 10002 | | | | | | | | | | | | | | Y | Y | |
| University Settlement - The Adult Literacy Program | 175 Eldridge Street, New York, NY 10002 | | | | | | | | | | Y | | | | | | |
| Vision Urbana, Inc. | 207 East Broadway, New York, NY 10002 | | | | | | | | | | Y | | | | Y | | Y |
| Queens: | | | | | | | | | | | | | | | | | |
| West Queens | | | | | | | | | | | | | | | | | |
| Adhikaar | 71-07 Woodside Avenue, 1st Floor, Woodside, NY 11377 | | | | | | | | | | Y | | | | | | |
| AIDS Center of Queens County - Woodside Office | 62-07 Woodside Avenue, Queens, NY 11377 | | | | | | | | | | | | Y | | Y | | Y |
| American Family Community Services, Inc. | 76-05 Roosevelt Ave., Jackson Heights, NY 11372 | | | | | | | | | | Y | | | | Y | | |
| American Immigrants | 51-07 43rd Avenue, Woodside, NY 11377 | | | | | | | | | | Y | | | | Y | | |
| Asociacion Benefica Cultural Padre Billini | 35-34 105th Street, Corona, NY 11368 | | | | | | | | | | | | | | Y | | |
| Catholic Charities- Corona Behavioral Health Clinic | 9114 37th Ave, Jackson Heights, NY 11372 | | | | | | | | | | | | Y | | Y | | |
| Catholic Charities Neighborhood Services (CCNS) | 35-24 83rd Street, Jackson Heights, NY 11372 | | | | | | | | | | | | | | Y | | |
| Catherine Sheridan Senior Center | | | | | | | | | | | | | | | | | |
| Catholic Charities of Brooklyn and Queens - Corona PROS Program | 91-14 37th Avenue, Jackson Heights, NY 11372 | | | | | | | | | | | | Y | | Y | | |
| Catholic Charities of Brooklyn and Queens - WIC Program Site (Woodside) | 42-71 65th Place, Woodside, NY 11377 | | | | | | | | | | | | | | | Y | Y |
| Chhaya Community Development Corporation | 37-43 77th Street, 2nd Floor, Jackson Heights, NY 11372 | | | | | | | | | | Y | | | | Y | | |
| City-Pro Group Inc. - Queens | 8910 35th Avenue, Jackson Heights, NY 11372 | | | | | | | | | | | | | | Y | | |
| Community United Methodist Church - English Conversation Program | 81-10 35th Avenue, Jackson Heights, NY 11372 | | | | | | | | | | Y | | | | Y | | |
| Concerned Citizens of Queens | 8108 37th Avenue, 2nd Floor, Jackson Heights, NY 11372 | | | | | | | | | | Y | | | | | | |
| Corona Medical Center | 104-04 Corona Avenue, Corona, NY 11368 | | | | Y | Y | | | | | | | | | | | |
| Desis Rising Up and Moving (DRUM) | 72-18 Roosevelt Avenue, Jackson Heights, NY 11372 | | | | | | | | | | Y | | | | | | |
| Dominico-American Society | 40-27 97th Street, 1st Floor, Corona, NY 11368 | | | | | | | | | | Y | | | | | | |
| East Side WIC Program - Sunnyside | 49-02 Queens Boulevard, Woodside, NY 11377 | | | | | | | | | | | | | | | Y | Y |
| Ecuadorian International Center | 37-47 76th Street, Jackson Heights, NY 11372 | | | | | | | | | | Y | | | | Y | | Y |
| Elmcor - Lefrak Senior Citizens Center | 98-16 55th Avenue, St. Paul the Apostle Church, Corona, NY 11368 | | | | | | | | | | | | | | Y | | |
| ELMCOR Drug Rehabilitation | 107-20 Northern Boulevard, Corona, NY 11368 | | | | | | | | | | | | | Y | | | |
| Elmhurst Halfway House | 8130 Baxter Avenue, Elmhurst, NY 11373 | | | | | | | | | | | | | | Y | | |
| Elmhurst Hospital - Infectious Disease (ID) Clinic | 79-01 Broadway, Rm. J1, Elmhurst, NY 11373 | | | | Y | | | | | | | | | | Y | | Y |
| Elmhurst Hospital Center - Adult Partial Hospitalization Program | 79-01 Broadway, H- Building, 3rd Floor, Room 146, Elmhurst, NY 11373 | | | | | | | | | | | | Y | | | | |
| Elmhurst Hospital Center - Ambulatory Care | 79-01 Broadway, Elmhurst, NY 11373 | Y | | | Y | Y | | | | | | | Y | | Y | | Y |
| Elmhurst Hospital Center - Chemical Dependency Program | 79-01 Broadway, Community Medical Center, Elmhurst, NY 11373 | | | | | | | | | | | | | Y | Y | | Y |

| Organization | Address | Dental | Vision | Adult Day | Health center | Insurance | Home Health | Hospital | Nursing Home | Prescription drug | Immigration | Mental Health-IP | Mental Health-OP | Substance Use | Social Services | Financial | Wellness/ |
|--|---|--------|--------|-----------|---------------|-----------|-------------|----------|--------------|-------------------|-------------|------------------|------------------|---------------|-----------------|-----------|-----------|
| Elmhurst Hospital Center - Community Follow Up Program | 79-01 Broadway, Trailer 2 - Baxter Ave, Elmhurst, NY 11373 | | | | Y | | | | | | | | | | Y | | Y |
| Elmhurst Hospital Center - Women's Health Center | 59-17 Junction Blvd., Corona, NY 11368 | | | | Y | | | | | | | | | | | | Y |
| Elmhurst Hospital Center | 79-01 Broadway, Elmhurst, NY 11373 | | | | | | | Y | | | | | | | | | |
| Elmhurst Hospital Child & Adolescent Outpatient Mental Health Clinic | 79-01 Broadway, Building H-338, Elmhurst, NY 11373 | | | | | | | | | | | | Y | | | | |
| Elmhurst Hospital WIC Program | 81-06 Baxter Avenue, Elmhurst, NY 11373 | | | | | | | | | | | | | | | Y | Y |
| Elmhurst Jackson Heights Senior Center | 75-01 Broadway, Elmhurst, NY 11373 | | | | | | | | | | | | | | Y | | |
| EmblemHealth Small Steps Free Classes - Jackson Heights | 35-59 81st Street, Renaissance Charter School, Jackson Heights, NY 11372 | | | | | | | | | | | | | | | | Y |
| Emerald Isle Immigration Center of New York - Queens Office | 59-26 Woodside Avenue, 2nd Floor, Woodside, NY 11377 | | | | Y | | | | | Y | | | | | | | |
| Florence E. Smith Senior Services | 102-19 34th Avenue, Corona, NY 11368 | | | | | | | | | | | | | | Y | | |
| Goodwill Industries - PS 149 Beacon Program | 93-11 34th Avenue, Jackson Heights, NY 11372 | | | | | | | | | | | | | | Y | | Y |
| Hamilton-Madison House - Korean Clinic | 108-11 48th Avenue, 1st, Corona, NY 11368 | | | | | | | | | | | | Y | | Y | | |
| Hamilton-Madison House - Supported Housing Program | 108-11 48th Avenue, Corona, NY 11368 | | | | | | | | | | | | | | Y | | |
| HANAC - Queens Community Services/Corona Beacon | 40-32 99th Street, Corona, NY 11368 | | | | | | | | | Y | | | | | Y | | |
| IPR/HE Corona Senior Center | 108-74 Roosevelt Avenue, Corona, NY 11368 | | | | | | | | | | | | | | Y | | |
| Junction Boulevard Child Health Clinic | 34-33 Junction Blvd., Jackson Heights, NY 11372 | | | | Y | Y | | | | | | | | | | | |
| Kalusugan Coalition | 39-04 63rd Street, Woodside, NY 11377 | | | | | | | | | Y | | | | | | | Y |
| Korean Community Services of Metropolitan New York, Inc - Corona Senior Center | 37-06 111th Street, Corona, NY 11368 | | | | | | | | | Y | | | | | Y | Y | |
| Latin Women In Action | 103-06 39th Avenue, Corona, NY 11368 | | | | | | | | | Y | | | | | Y | | |
| Make the Road New York - Elmhurst Center | 92-10 Roosevelt Avenue, Elmhurst, NY 11372 | | | | Y | | | | | Y | | | | | Y | Y | |
| Make the Road New York - Jackson Heights | 92-10 Roosevelt Avenue, Jackson Heights, NY 11372 | | | | | | | | | Y | | | | | Y | | |
| Metro Community Health Center - Queens | 51-40 59th Street, Woodside, NY 11377 | | | | Y | | | | | | | | Y | | Y | | |
| Mount Sinai Sexual Assault and Violence Intervention Program (SAVI) - Queens | 79-01 Broadway, Elmhurst Hospital Center, Elmhurst, NY 11373 | | | | | | | | | | | | | | Y | | |
| Neighborhood Housing Services of Northern Queens, Inc. | 60-20 Woodside Avenue, 2nd Floor, Queens, NY 11377 | | | | | | | | | | | | | | Y | Y | |
| New Immigrant Community Empowerment (NICE) | 37-41 77th Street, 2nd Floor, Jackson Heights, NY 11372 | | | | | | | | | Y | | | | | | | |
| New Life Community Development Corporation | 82-10 Queens Blvd, Elmhurst, NY 11373 | | | | Y | | | | | | | | | | Y | Y | |
| New York Asian Women's Center (NYAWC) - Asian Women Empowerment Center | 86-26 Broadway, 2nd Floor, Elmhurst, NY 11373 | | | | | | | | | Y | | | | | Y | | |
| Newtown Italian Senior Center | 83-20 Queens Boulevard, Flushing, NY 11373 | | | | | | | | | | | | | | Y | | |
| NewYork-Presbyterian/Queens - Jackson Heights Family Health Center | 73-15 Northern Boulevard, Jackson Heights, NY 11372 | | | | Y | | | | | | | | | | | | Y |
| NYC Dept. of Health - STD Control and Prevention Clinic - Corona | 34-33 Junction Boulevard, 1st Floor, Jackson Heights, NY 11372 | | | | Y | | | | | | | | | | Y | | Y |
| NYPCC - Queens Adult Home Clinic | 80-20 45th Avenue, Elmhurst, NY 11373 | | | | | | | | | | | | Y | | | | |
| Office of Adult Career and Continuing Education Services (ACCES) - Vocational Rehabilitation (VR) - Queens | 11-15 47th Avenue, Long Island City, NY 11368 | | | | | | | | | | | | | | Y | | |
| PAC Program of Queens | 40-11 Warren Street, Elmhurst, NY 11373 | | | | | | | | | | | | | | Y | Y | |
| Park Terrace Care Center | 59-20 Van Doren Street, Corona, NY 11368 | | | | | | | Y | | | | | | | | | |
| Public Health Solutions - Health Insurance Navigator Program - Corona | 103-24 Roosevelt Avenue, 3rd Floor, Corona, NY 11368 | | | | | Y | | | | | | | | | Y | | |
| Public Health Solutions Neighborhood WIC Center - Corona | 103-24 Roosevelt Avenue, 3rd Floor, Corona, NY 11368 | | | | | | | | | | | | | | | | Y |
| Queens Boulevard Extended Care Facility | 61-11 Queens Boulevard, Woodside, NY 11377 | | | Y | | | | Y | | | | | | | | | |
| Queens Business Outreach Center (BOC) | 96-11 40th Road, Ground Floor, Corona, NY 11368 | | | | | | | | | | | | | | Y | Y | |
| Queens Center for Gay Seniors | 37-06 77th street, The Jewish Center of Jackson Heights building, Jackson Heights, NY 11372 | | | | | | | | | | | | | | Y | | |
| Queens Pride House | 76-11 37th Avenue, Suite 206, Jackson Heights, NY 11372 | | | | | | | | | | | | | | Y | | |
| RAICES Corona Senior Center | 107-24 Corona Avenue, Corona, NY 11368 | | | | | | | | | Y | | | | | Y | | |
| Regal Heights Rehabilitation & Health Care Center | 70-05 35th Avenue, Jackson Heights, NY 11372 | | | Y | | | | Y | | | | | | | | | |
| Rego Park Health Care | 111-26 Corona Avenue, Flushing, NY 11368 | | | | | | | Y | | | | | | | | | |
| Salvation Army Corps Community Center - Queens Temple | 86-07 35th Avenue, Jackson Heights, NY 11372 | | | | | | | | | | | | | | Y | Y | |
| South Asian Marrow Association of Recruiters | 55-13 96th Street, Corona, NY 11368 | | | | | | | | | | | | | | Y | | |
| St. Adalbert Church - Bereavement Support Groups | 52-40 84th Street, Elmhurst, NY 11373 | | | | | | | | | | | | | | Y | | |
| St. John's University - Project CONNECT | 152-11 Union Turnpike, Flushing, NY 11368 | | | | | | | | | | | | | | Y | | |
| The Child Center of New York - Asian Outreach Clinic | 81-14 Queens Boulevard, Elmhurst, NY 11373 | | | | | | | | | | | | Y | Y | | | |
| The Child Center of NY - Early Learn Woodside | 60-02 Roosevelt Avenue, 2nd Floor, Woodside, NY 11377 | | | | | | | | | | | | | | | | Y |
| The Child Center of NY - Woodside Clinic | 67-14 41st Avenue, Woodside, NY 11377 | | | | | | | | | | | | Y | | | | |
| Urban Health Plan - Plaza del Sol Family Health | 37-16 108th Street, Corona, NY 11368 | Y | Y | | Y | Y | | | | | | | Y | | Y | | Y |

| Organization | Address | Dental | Vision | Adult Day | Health center | Insurance | Home Health | Hospital | Nursing Home | Prescription drug | Immigration | Mental Health-IP | Mental Health-OP | Substance Use | Social Services | Financial | Wellness/ |
|--|--|--------|--------|-----------|---------------|-----------|-------------|----------|--------------|-------------------|-------------|------------------|------------------|---------------|-----------------|-----------|-----------|
| Center | | | | | | | | | | | | | | | | | |
| Voces Latinas | 37-63 83rd Street, Suite 1B, Jackson Heights, NY 11372 | | | | | Y | | | | | Y | | | | Y | | Y |
| Western Queens Consultation Center - Jackson Heights | 37-08 91st St, Suite 3A, Jackson Heights, NY 11372 | | | | | | | | | | | | Y | | Y | | |
| Western Queens Consultation Center - Woodside | 61-20 Woodside Avenue, Woodside, NY 11377 | | | | | | | | | | | | Y | | Y | | |
| Western Queens Recovery Services | 62-07 Woodside Avenue, 4th floor, Woodside, NY 11377 | | | | | | | | | | | | | Y | | | |
| Woodside on the Move | 39-42 59th Street, 2nd floor, Woodside, NY 11377 | | | | | | | | | | | | | | Y | | |
| Woodside Senior Center | 50-37 Newtown Road, Building 19, Woodside, NY 11377 | | | | | | | | | | | | | | Y | | |

Appendix 5. User Survey Instrument

Date:
Facility:
Location:
Staff Initials:

Assisted Self-Administered

NYC Health and Hospitals Corporation Community Health Needs Survey

The New York City Health and Hospitals Corporation (HHC) is conducting this survey as part of a community health needs assessment. The information that you provide will help HHC to better serve you and members of your community.

The survey is voluntary and confidential. You do not have to complete the survey, and you can skip questions you do not want to answer. Your name will not be written on the survey, and we will not be able to connect your answers to you personally.

It will take about 15 minutes to complete this survey. In appreciation of your time and effort, you will receive a \$5.50 MetroCard for completing this survey.

1. In general, would you say that your health is:

- Excellent Good Fair Poor

2. Do you currently have health insurance?

- Yes No Don't Know

2a. If yes, what type of insurance do you have?

- Medicaid
 Medicare
 Private insurance through my employer or my spouse's employer
 Private insurance through the NY State Exchange (Obamacare)
 ADAP or other NY State AIDS Insurance Assistance
 Other (please specify) _____

3. Have you seen a personal doctor or your regular doctor in the past 12 months for a visit (for example, for an annual check-up or for a medication refill)?

- Yes No Don't know Prefer not to answer

4. Have you seen a dentist in the past 12 months?

- Yes No Don't know Prefer not to answer

5. Do you have children under the age of 18 living with you?

- Yes No

5a. If yes, are you able to get an appointment with your child's doctor when you need to?

- Always
 Sometimes
 Never

6. Based on your experience with your family, friends, and neighbors, please rate each of the following health issues based on how serious and/or widespread they are ***in your community.***

| | Very serious | Somewhat serious | Not serious | Don't know / Not applicable |
|--|--------------|------------------|-------------|-----------------------------|
| Heart disease, high cholesterol, stroke | | | | |
| Cancer | | | | |
| Diabetes | | | | |
| Asthma and other breathing issues | | | | |
| Hypertension/ high blood pressure | | | | |
| Violence | | | | |
| Mental illness and psychiatric disorders | | | | |
| Dementia including Alzheimer's | | | | |
| Obesity | | | | |
| Premature births, low birth weight | | | | |
| HIV, Hepatitis, STDs | | | | |
| Alcohol and/or drug use | | | | |
| Smoking | | | | |

7. Have there been times in the last month when you could not afford to eat?
 Yes No

8. Have you encountered any of the following challenges when seeking or obtaining health care?

| | Yes | No |
|--|-----|----|
| Barriers related to finances, such as the cost of co-pays, not having insurance, or not being able to take time off from paid work to see your doctor. | | |
| Barriers related to accessing healthcare, such as not having transportation, or not being able to get a timely appointment. | | |
| Barriers related to culture, language, or religion, including concerns that you may experience stigma or discrimination by your healthcare providers. | | |

9. Have you been to the emergency room in the last year?
 Yes No

9a. If yes, some people go to the emergency room because they do not have a regular doctor. In the past year, have you gone to the emergency room instead of visiting your doctor for any of the following reasons? (Check all that apply.)

- I didn't have insurance
- I do not have a regular doctor
- It takes too long to get an appointment
- My doctor's office or clinic wasn't open
- I like that I can get everything I need during a single visit to the emergency room (for example, see a doctor, get a lab test and have my prescription filled)
- Other, specify: _____

Finally, we'd like to get some background information.

10. What is your ZIP code: _____

11. How old are you? _____

12. What do you consider yourself?

- Female Male Transgender
- Prefer not to answer

13. What is your race/ethnicity?

- White
- Black or African American
- More than 1 race
- Asian, specify: _____
- Hispanic or Latino/a, specify: _____
- American Indian or Alaskan Native
- Prefer not to answer
- Native Hawaiian or other Pacific Islander
- Other, specify: _____

14. Were you born outside of the U.S.?

- Yes
- No
- Prefer not to answer

14a. If yes, in what country you were born?

15. In what language do you prefer to receive health care?

- English
- Spanish
- Arabic
- Chinese (Mandarin, Cantonese, or other)
- Korean
- French
- Other, specify: _____
- Haitian/French Creole
- Hindi
- Italian
- Prefer not to answer
- Russian
- Urdu
- Yiddish

16. In the past year, have you gone anywhere else to receive healthcare?

- Yes
- No

If yes, where _____

17. What is it about [FACILITY] that you like the MOST? (Check all that apply)

- Physicians
- Nurses
- Clerical Staff
- Social Services
- Cost
- Location
- Hospital Environment
- Wait time
- Language/Interpretation Services
- Other _____

18. What is it about [FACILITY] that you like the LEAST? (Check all that apply)

- Physicians
- Nurses
- Clerical Staff
- Social Services
- Cost
- Location
- Hospital Environment
- Wait time
- Language/Interpretation Services
- Other _____

19. How likely are you to recommend [FACILITY] to your family and friends?

- Very likely
- Somewhat Likely
- Not likely
- Would not recommend

20. How long have you have lived in your current neighborhood:

- Less than 1 year
- 1-5 years
- 6-10 years
- More than 10 years

21. What is your sexual orientation?

- Straight/heterosexual
- Gay, lesbian or homosexual
- Bisexual
- Other (please specify) _____
- Prefer not to answer

22. Do you know who your primary care provider is?

- Yes
- No

22a. If yes, Name of your primary care provider:

23. When being discharged, are you concerned about the following challenges:

| | Yes | No |
|---|-----|----|
| Medical condition(s) | | |
| Family support | | |
| Access to Home care | | |
| Access to medications | | |
| Access to medical care | | |
| Access to mental health services | | |
| Access to affordable housing | | |
| Access to health insurance | | |
| Financial Barriers | | |
| Access to housing adapted for your disability needs | | |
| Transportation | | |

Appendix 6. Survey Instrument for Community Advisory Boards and Hospital Leadership

Based on your experience with your family, friends, and neighbors, please rate each of the following health issues based on how serious and/or widespread they are in your hospital community.

| | Very serious | Somewhat serious | Not serious | Don't know / Not applicable |
|---|--------------|------------------|-------------|-----------------------------|
| Heart disease, high cholesterol, stroke | | | | |
| Cancer | | | | |
| Diabetes | | | | |
| Asthma and other breathing issues | | | | |
| Hypertension/ high blood pressure | | | | |
| Violence | | | | |
| Mental illness and psychiatric disorders | | | | |
| Dementia including Alzheimer's | | | | |
| Obesity | | | | |
| Premature births, low birth weight | | | | |
| HIV, Hepatitis, STDs | | | | |
| Alcohol and/or drug use | | | | |
| Smoking | | | | |